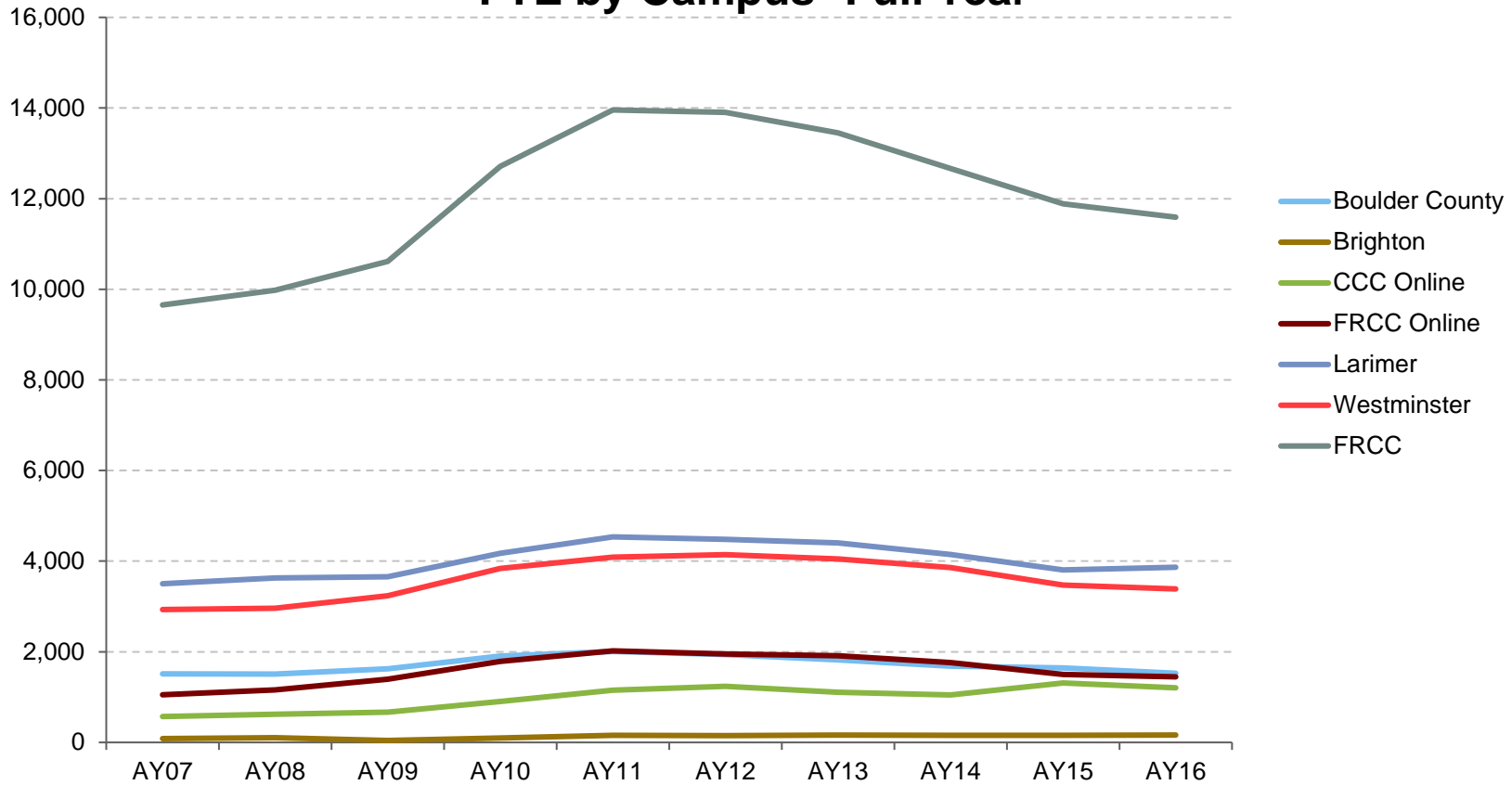
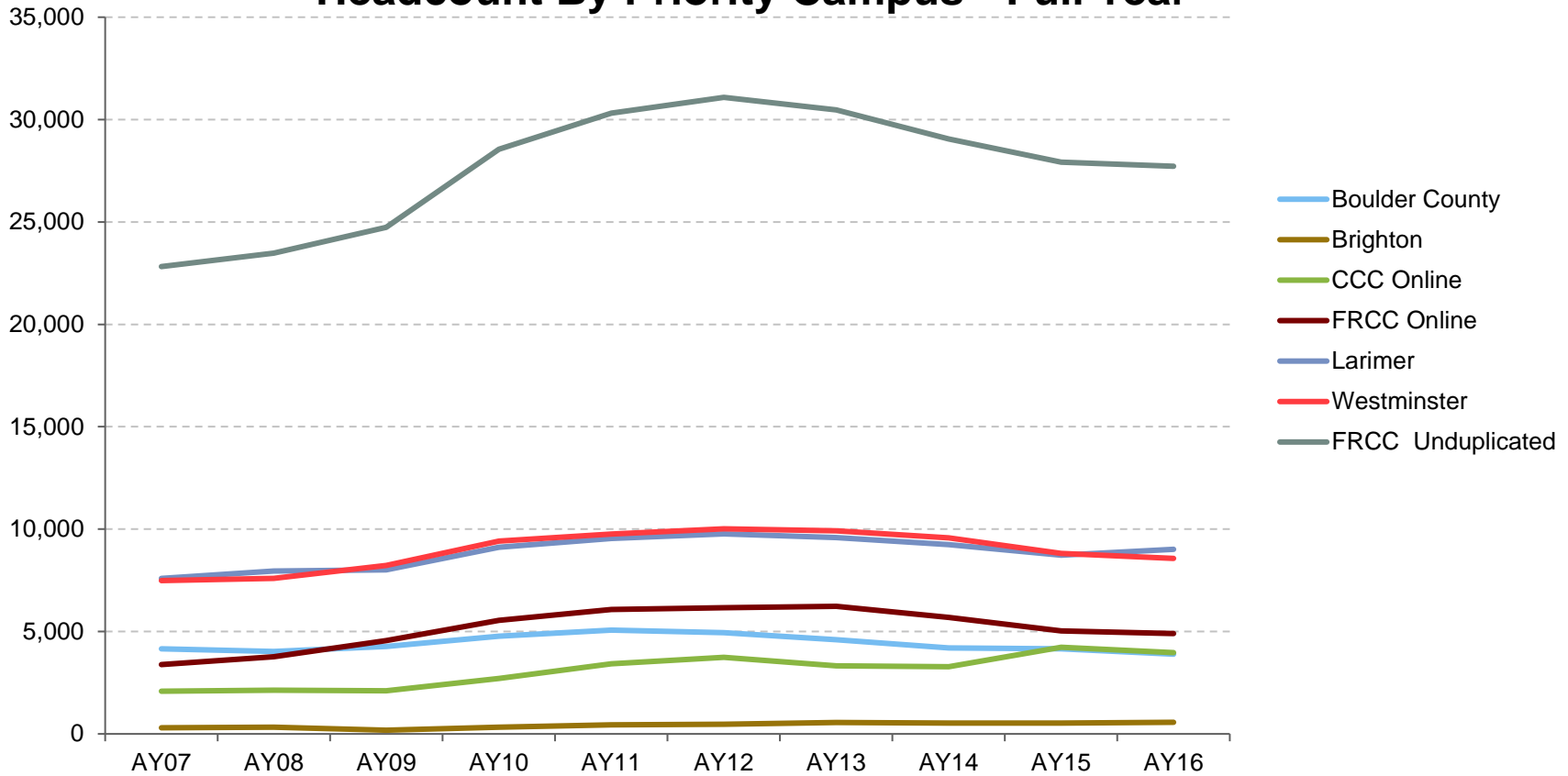


## FTE by Campus--Full Year



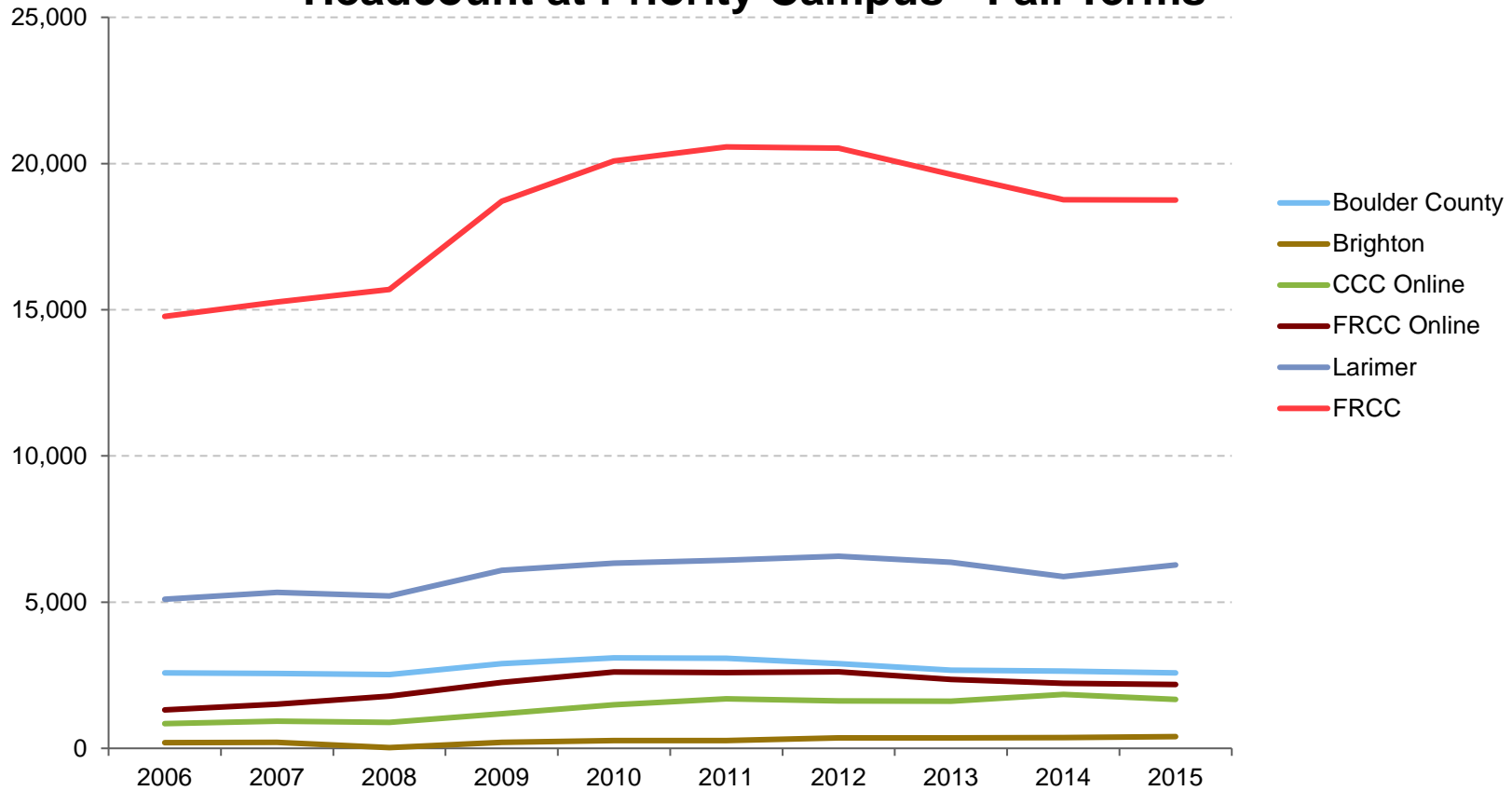
FTE	AY07	AY08	AY09	AY10	AY11	AY12	AY13	AY14	AY15	AY16
Boulder County	1,512.3	1,508.4	1,622.5	1,903.8	2,007.6	1,941.8	1,824.1	1,685.7	1,645.3	1,522.8
Brighton	83.5	103.6	42.9	97.7	157.4	152.2	162.1	157.6	154.8	160.4
CCC Online	571.4	619.8	666.2	904.7	1,149.6	1,237.9	1,106.9	1,050.3	1,311.7	1,206.8
FRCC Online	1,051.5	1,160.7	1,396.0	1,788.4	2,020.5	1,949.0	1,914.6	1,761.6	1,502.3	1,450.2
Larimer	3,501.6	3,627.8	3,654.1	4,176.1	4,535.8	4,479.8	4,401.5	4,148.9	3,803.5	3,867.1
Westminster	2,932.2	2,958.2	3,234.0	3,841.3	4,086.3	4,143.2	4,046.0	3,861.8	3,471.0	3,384.9
<b>FRCC</b>	<b>9,653.8</b>	<b>9,978.4</b>	<b>10,615.6</b>	<b>12,712.1</b>	<b>13,957.2</b>	<b>13,903.9</b>	<b>13,455.1</b>	<b>12,666.0</b>	<b>11,888.6</b>	<b>11,592.3</b>

## Headcount By Priority Campus --Full Year



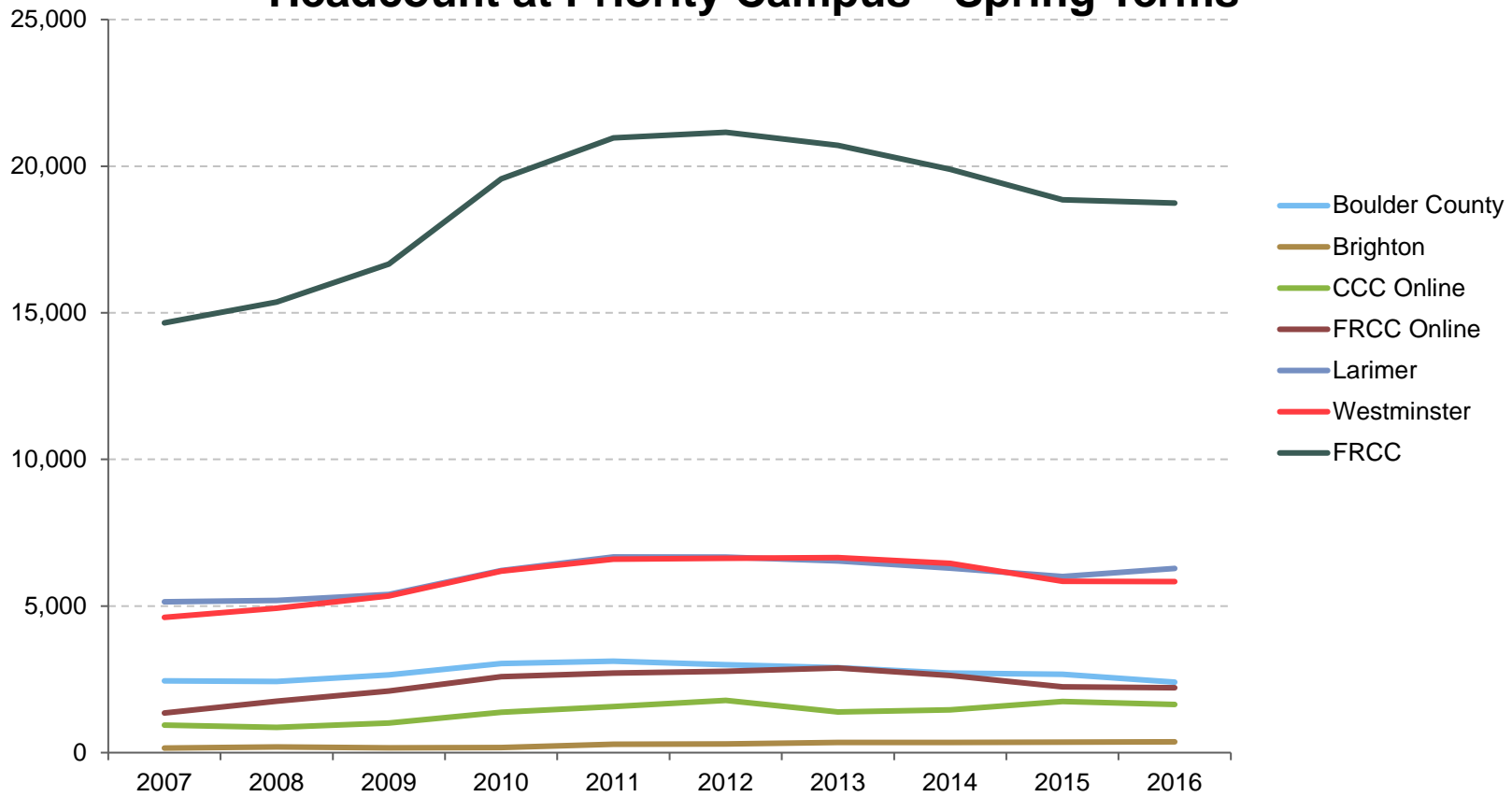
Headcount	AY07	AY08	AY09	AY10	AY11	AY12	AY13	AY14	AY15	AY16
Boulder County	4,162	4,023	4,268	4,770	5,069	4,946	4,595	4,202	4,155	3,894
Brighton	297	325	181	322	444	470	552	533	523	567
CCC Online	2,085	2,141	2,100	2,710	3,418	3,737	3,323	3,282	4,231	3,964
FRCC Online	3,386	3,767	4,561	5,541	6,079	6,167	6,231	5,693	5,034	4,903
Larimer	7,594	7,949	8,018	9,117	9,550	9,768	9,589	9,247	8,725	9,015
Westminster	7,487	7,600	8,226	9,412	9,763	10,015	9,924	9,574	8,817	8,575
<b>FRCC Unduplicated</b>	<b>22,822</b>	<b>23,475</b>	<b>24,738</b>	<b>28,558</b>	<b>30,311</b>	<b>31,085</b>	<b>30,469</b>	<b>29,047</b>	<b>27,926</b>	<b>27,727</b>

## Headcount at Priority Campus --Fall Terms



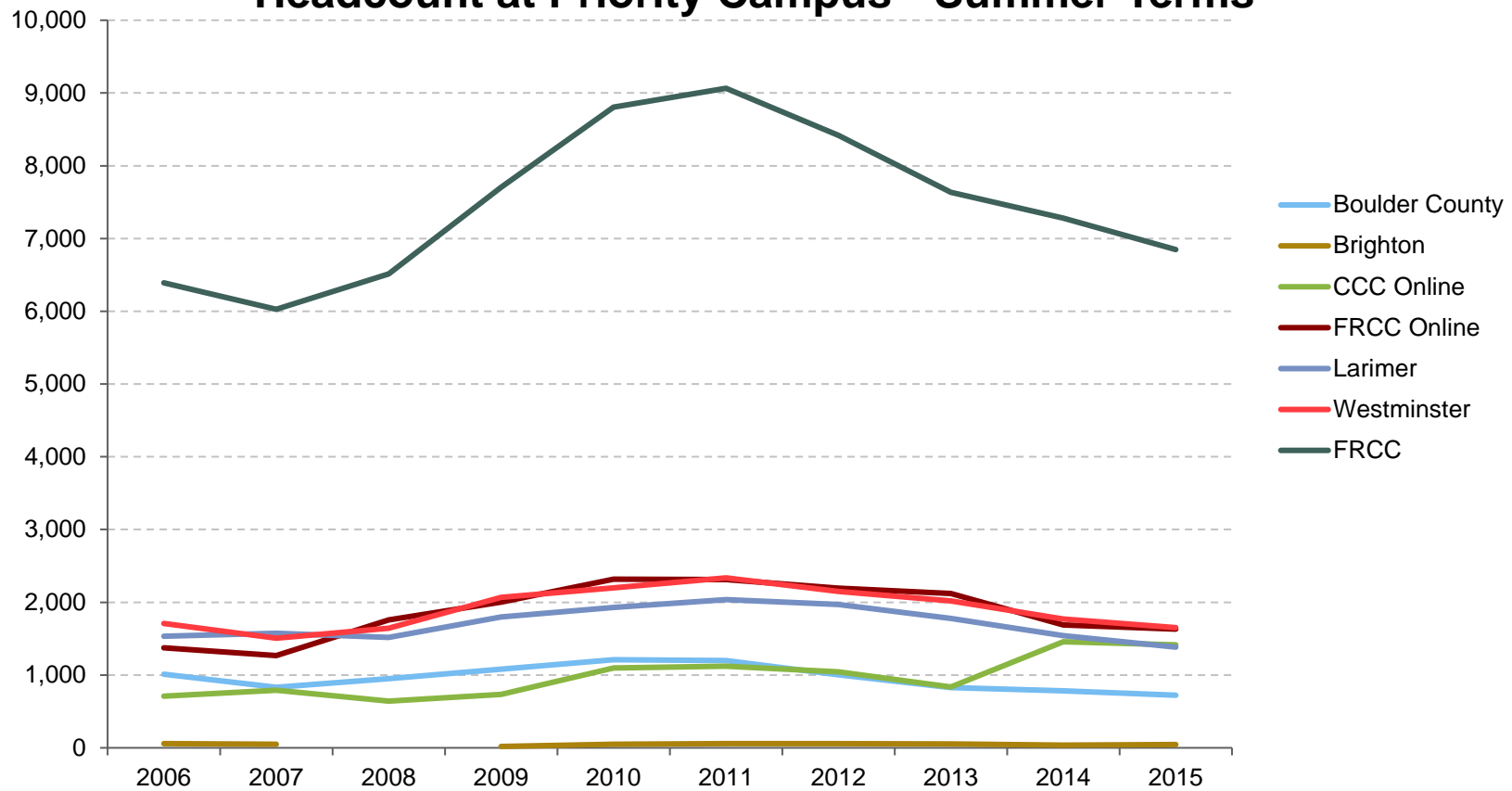
Headcount	2006	2007	2008	2009	2010	2011	2012	2013	2014	2015
Boulder County	2,585	2,556	2,523	2,900	3,094	3,075	2,892	2,676	2,643	2,576
Brighton	193	207	25	206	261	270	354	355	365	401
CCC Online	845	927	885	1,186	1,493	1,689	1,626	1,616	1,844	1,668
FRCC Online	1,314	1,510	1,782	2,254	2,613	2,589	2,617	2,358	2,226	2,186
Larimer	5,099	5,336	5,212	6,089	6,330	6,437	6,570	6,359	5,878	6,271
Westminster	4,736	4,725	5,268	6,078	6,301	6,508	6,470	6,260	5,807	5,645
<b>FRCC</b>	<b>14,772</b>	<b>15,261</b>	<b>15,695</b>	<b>18,713</b>	<b>20,092</b>	<b>20,568</b>	<b>20,529</b>	<b>19,624</b>	<b>18,763</b>	<b>18,747</b>

## Headcount at Priority Campus --Spring Terms



Headcount	2007	2008	2009	2010	2011	2012	2013	2014	2015	2016
Boulder County	2,452	2,429	2,656	3,035	3,119	3,003	2,898	2,708	2,671	2,404
Brighton	156	197	163	173	285	294	348	348	353	369
CCC Online	938	862	1,006	1,374	1,573	1,782	1,385	1,461	1,742	1,638
FRCC Online	1,352	1,759	2,098	2,589	2,715	2,771	2,887	2,633	2,240	2,212
Larimer	5,144	5,195	5,396	6,209	6,674	6,673	6,541	6,295	6,009	6,278
Westminster	4,613	4,921	5,343	6,190	6,599	6,632	6,651	6,450	5,843	5,835
<b>FRCC</b>	<b>14,656</b>	<b>15,363</b>	<b>16,662</b>	<b>19,570</b>	<b>20,965</b>	<b>21,155</b>	<b>20,710</b>	<b>19,895</b>	<b>18,858</b>	<b>18,736</b>

## Headcount at Priority Campus --Summer Terms



Headcount	2006	2007	2008	2009	2010	2011	2012	2013	2014	2015
Boulder County	1,013	834	949	1,083	1,211	1,200	1,002	827	782	723
Brighton	58	50		19	48	58	56	54	39	44
CCC Online	708	793	642	735	1,099	1,120	1,046	836	1,458	1,416
FRCC Online	1,373	1,268	1,759	2,003	2,318	2,314	2,194	2,120	1,690	1,631
Larimer	1,533	1,575	1,519	1,797	1,931	2,037	1,969	1,779	1,541	1,384
Westminster	1,708	1,507	1,644	2,068	2,197	2,336	2,151	2,018	1,769	1,652
<b>FRCC</b>	<b>6,393</b>	<b>6,027</b>	<b>6,513</b>	<b>7,705</b>	<b>8,804</b>	<b>9,065</b>	<b>8,418</b>	<b>7,634</b>	<b>7,279</b>	<b>6,850</b>