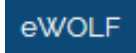
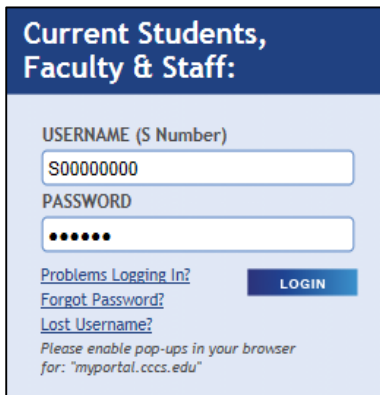


## Logging into D2L

1. Go to [www.frontrange.edu](http://www.frontrange.edu) and access eWOLF by selecting  at the top right corner of the page.
2. Enter your S number and password. If this is your first time logging in, your first default password is your 6 digit date of birth. For example, if your birthdate is October 23, 1989 enter 102389.



**Current Students,  
Faculty & Staff:**

USERNAME (S Number)  
S00000000

PASSWORD  
\*\*\*\*\*

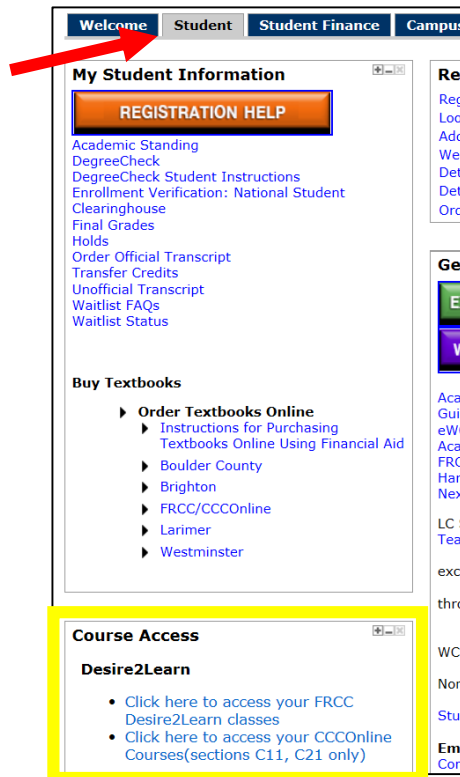
[Problems Logging In?](#) [Forgot Password?](#) [Lost Username?](#)

Please enable pop-ups in your browser for: "myportal.cccs.edu"

3. Select the Student tab. Scroll down to the Course Access box. You will see two options available.

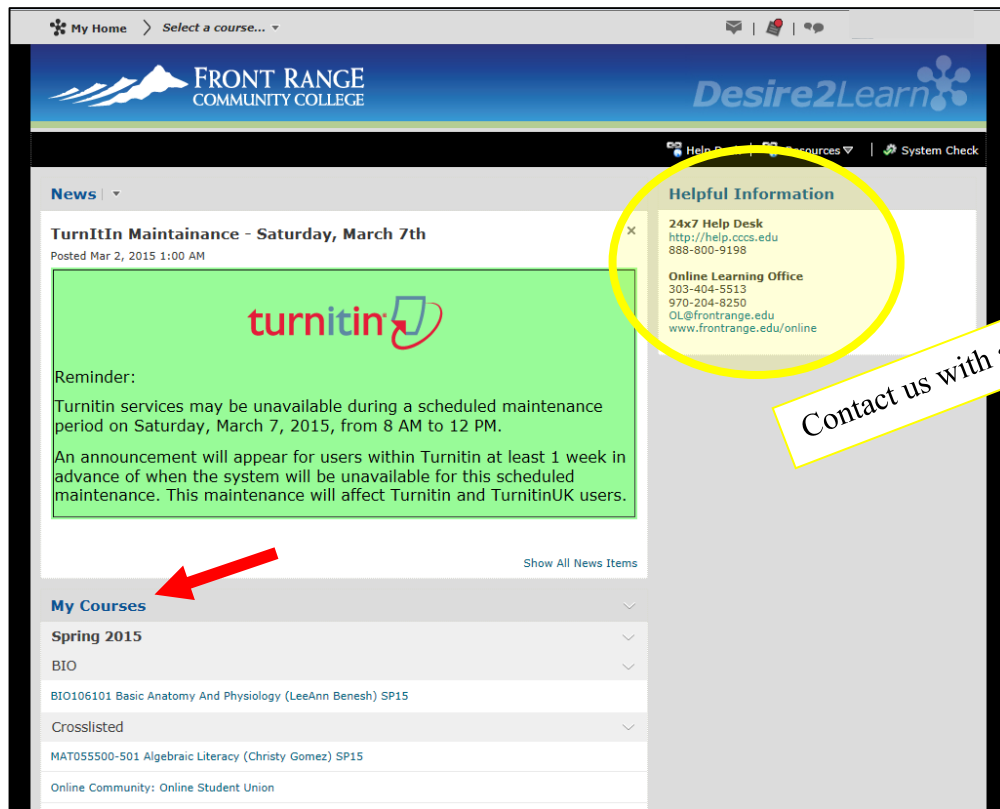
FRCC Desire2Learn classes are any classes offered directly by FRCC. This will include in-person, hybrid, and FRCC online classes. FRCC online classes are easily identified by their section number. An FRCC online class has a section number beginning with a 5 (e.g. ENG 121 **500**).

CCCOnline courses are offered to community college students throughout the state. These classes will have a section number beginning with a C (e.g. ENG 121 **C21**).



The screenshot shows the 'Student' tab selected in the top navigation bar. A red arrow points to the 'Student' tab. Below the navigation bar is the 'My Student Information' section, which includes a 'REGISTRATION HELP' button and a list of links such as 'Academic Standing', 'DegreeCheck', and 'Enrollment Verification'. Below this is the 'Buy Textbooks' section with a list of links for 'Order Textbooks Online'. At the bottom, the 'Course Access' section is highlighted with a yellow box and contains two bullet points: 'Click here to access your FRCC Desire2Learn classes' and 'Click here to access your CCCOnline Courses(sections C11, C21 only)'.

4. Select the appropriate link under Course Access. This will take you to Desire2Learn (D2L). Scroll down and your classes will be listed below My Courses on the homepage. If you are trying to access before the first day of class, the class will be listed but the link is not active. You will need to wait until the first day of class.



Another option is to select the drop down arrow next to Select a course. Your classes will also be listed here.

