

Retention, Graduation, and Transfer Rates

Data Definitions:

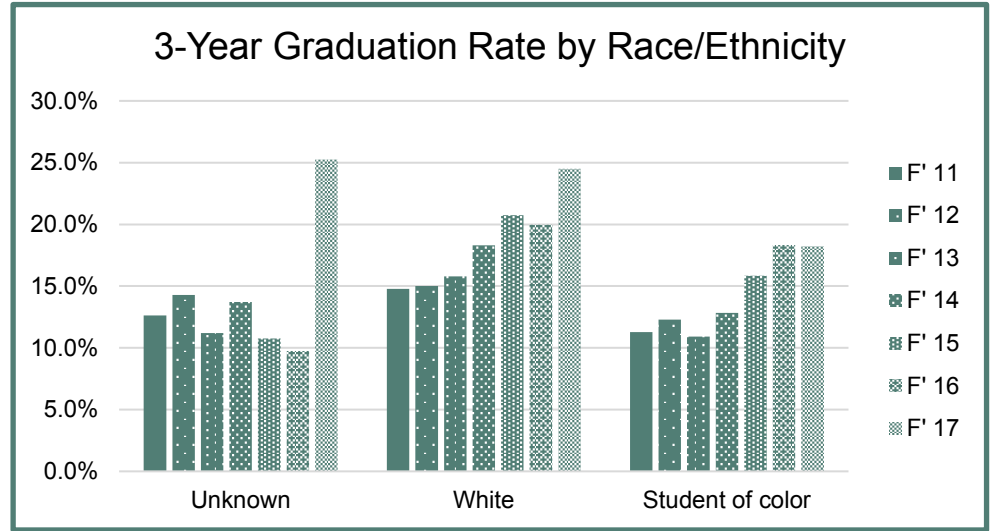
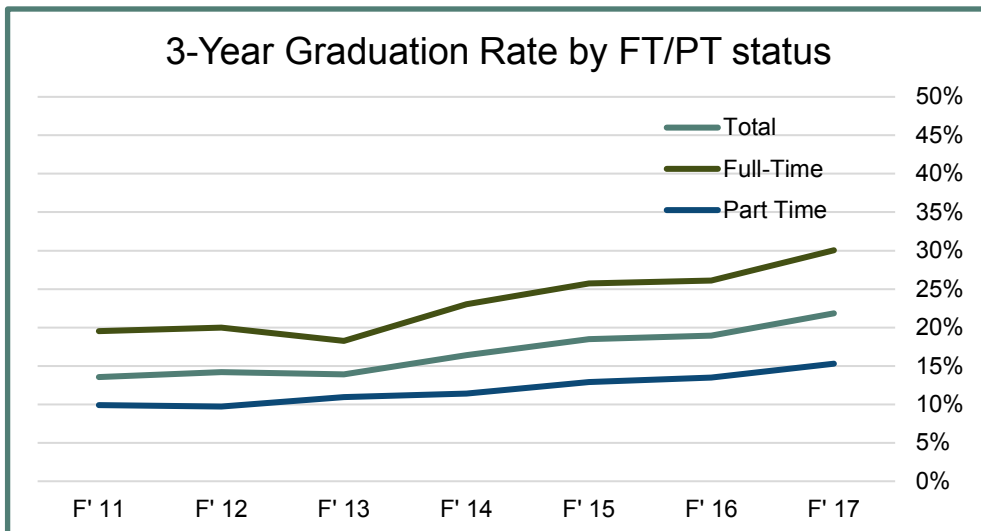
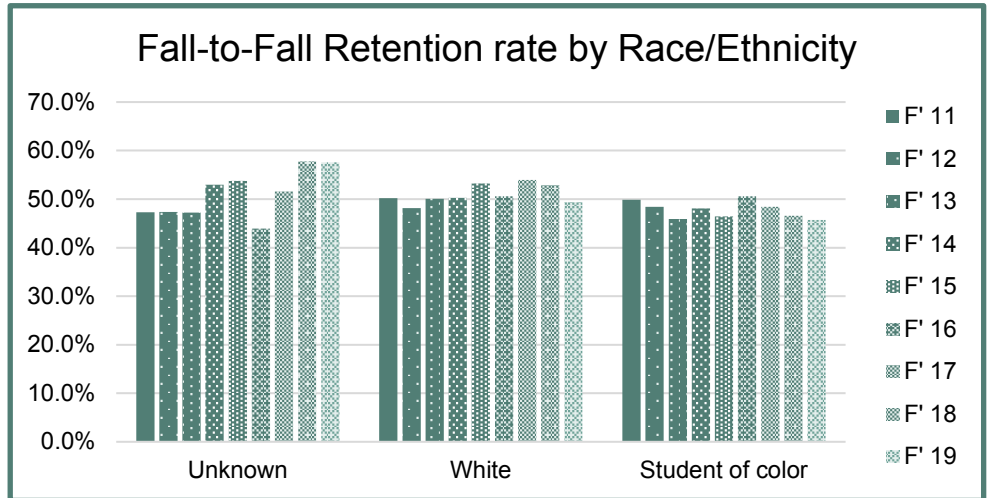
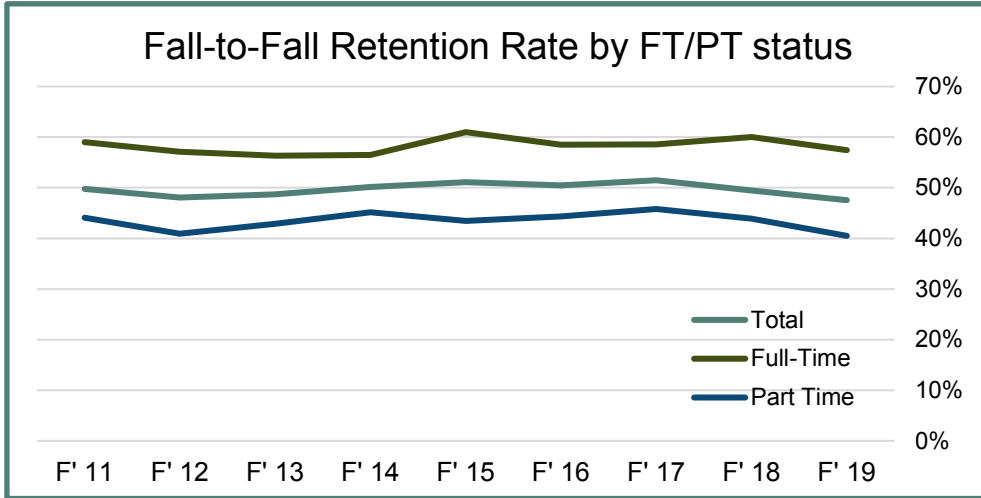
New students have not attended any college before. Concurrent students are considered "New" if they return to FRCC after high school graduation.

Full-time is 12 or more hours during their first term. Later terms could change.

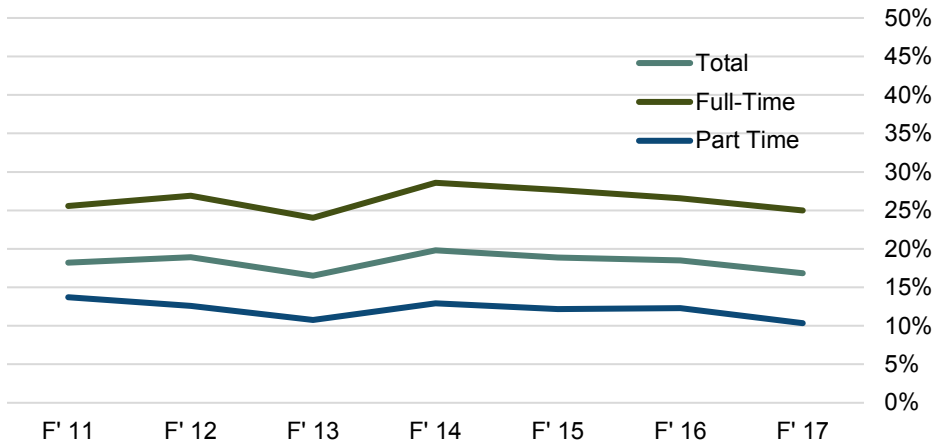
Retention is either re-enrolling the following fall or graduating in the interim.

Graduation is earning a certificate or associates degree within three years of their first term at FRCC.

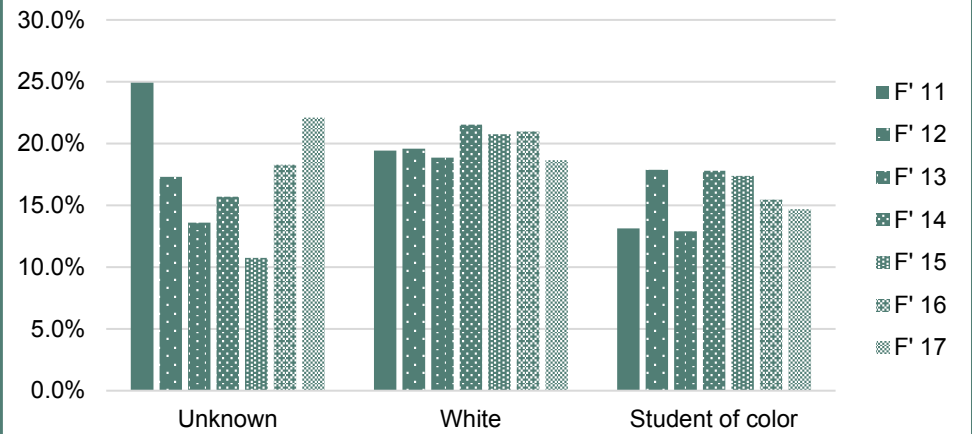
Transfer is to a 4-year institution, with or without first graduating from FRCC. Transfer rates lag so those will increase in the latest year.



3-Year Transfer Rate by FT/PT status



3-Year Transfer Rate by Race/Ethnicity



Cohorts are New First-time anywhere Degree-seeking students who start in the fall.

Students are tracked to see if they graduate (degree or certificate) and/or Transfer to a 4-year institution. Some students do both so these success rates can not be summed. Transfer rates lag so those will increase in the latest year.

Priority Campus in first term	Fall 2019				Fall 2018				Fall 2017				Fall 2016			
	New Students	Fall-to-Fall Retention	3-Yr Grad Rate	3-Yr Transfer Rate	New Students	Fall-to-Fall Retention	3-Yr Grad Rate	3-Yr Transfer Rate	New Students	Fall-to-Fall Retention	3-Yr Grad Rate	3-Yr Transfer Rate	New Students	Fall-to-Fall Retention	3-Yr Grad Rate	3-Yr Transfer Rate
Boulder	424	50.5%			391	50.6%			371	54.2%	21.6%	19.7%	388	52.6%	19.8%	22.4%
Brighton	44	40.9%			64	51.6%			92	54.3%	23.9%	16.3%	72	48.6%	16.7%	15.3%
CCCS Online	158	35.4%			150	30.7%			152	33.6%	9.2%	18.4%	138	29.0%	12.3%	13.0%
FRCC Online	316	40.8%			205	41.0%			252	44.4%	18.7%	12.7%	206	47.1%	18.0%	11.7%
Larimer	611	49.8%			566	51.4%			658	53.5%	26.3%	17.2%	730	52.9%	21.8%	20.4%
Westminster	933	49.4%			887	54.7%			874	53.7%	21.5%	16.4%	1,004	51.6%	17.8%	17.9%
Total	2,486	47.5%			2,263	49.4%			2,399	51.5%	21.8%	16.8%	2,538	50.5%	19.0%	18.5%

Race/ Ethnicity	Fall 2019				Fall 2018				Fall 2017				Fall 2016			
	New Students	Fall-to-Fall Retention	3-Yr Grad Rate	3-Yr Transfer Rate	New Students	Fall-to-Fall Retention	3-Yr Grad Rate	3-Yr Transfer Rate	New Students	Fall-to-Fall Retention	3-Yr Grad Rate	3-Yr Transfer Rate	New Students	Fall-to-Fall Retention	3-Yr Grad Rate	3-Yr Transfer Rate
2 Or More	75	44.0%			91	42.9%			87	42.5%	19.5%	17.2%	88	48.9%	20.5%	11.4%
American Indian	20	30.0%			17	41.2%			25	40.0%	20.0%	24.0%	20	45.0%	25.0%	15.0%
Asian	92	63.0%			93	54.8%			70	65.7%	27.1%	21.4%	89	51.7%	13.5%	16.9%
Black	72	31.9%			39	38.5%			46	37.0%	10.9%	13.0%	42	47.6%	16.7%	21.4%
Latinx	807	45.7%			707	46.7%			672	48.7%	17.7%	13.4%	662	50.9%	18.4%	15.1%
International	63	34.9%			60	45.0%			64	42.2%	12.5%	1.6%	78	52.6%	16.7%	6.4%
Pacific Islander	6	16.7%			4	25.0%			5	40.0%	0.0%	20.0%	5	60.0%	40.0%	60.0%
Unknown	33	57.6%			90	57.8%			95	51.6%	25.3%	22.1%	82	43.9%	9.8%	18.3%
White	1,318	49.4%			1,162	52.9%			1,335	53.9%	24.5%	18.7%	1,472	50.6%	20.0%	21.0%
Student of color	1,072	45.7%			951	46.6%			903	48.4%	18.2%	14.7%	901	50.6%	18.3%	15.5%

Sex	Fall 2019				Fall 2018				Fall 2017				Fall 2016			
	New Students	Fall-to-Fall Retention	3-Yr Grad Rate	3-Yr Transfer Rate	New Students	Fall-to-Fall Retention	3-Yr Grad Rate	3-Yr Transfer Rate	New Students	Fall-to-Fall Retention	3-Yr Grad Rate	3-Yr Transfer Rate	New Students	Fall-to-Fall Retention	3-Yr Grad Rate	3-Yr Transfer Rate
Female	1,350	50.0%			1,212	54.4%			1,245	54.4%	23.4%	16.6%	1,286	54.1%	19.8%	18.9%
Male	1,135	44.6%			1,051	45.5%			1,153	48.4%	20.2%	17.1%	1,252	46.7%	18.1%	18.1%
N	1															

First Generation	Fall 2019				Fall 2018				Fall 2017				Fall 2016			
	New Students	Fall-to-Fall Retention	3-Yr Grad Rate	3-Yr Transfer Rate	New Students	Fall-to-Fall Retention	3-Yr Grad Rate	3-Yr Transfer Rate	New Students	Fall-to-Fall Retention	3-Yr Grad Rate	3-Yr Transfer Rate	New Students	Fall-to-Fall Retention	3-Yr Grad Rate	3-Yr Transfer Rate
First Generation	1,410	45.3%			1,345	48.8%			1,393	48.5%	20.2%	11.7%	1,496	50.0%	19%	14%
Not First Generation	1,076	50.5%			918	52.3%			1,006	55.6%	24.1%	24.0%	1,042	51.2%	19.3%	24.3%

Pell Eligible	Fall 2019				Fall 2018				Fall 2017				Fall 2016			
	New Students	Fall-to-Fall Retention	3-Yr Grad Rate	3-Yr Transfer Rate	New Students	Fall-to-Fall Retention	3-Yr Grad Rate	3-Yr Transfer Rate	New Students	Fall-to-Fall Retention	3-Yr Grad Rate	3-Yr Transfer Rate	New Students	Fall-to-Fall Retention	3-Yr Grad Rate	3-Yr Transfer Rate
Pell Eligible	1,130	46.2%			1,039	48.8%			1,082	50.1%	21.0%	14.2%	1,065	49.1%	18.5%	15.4%
Not Pell Eligible	1,356	48.7%			1,224	51.5%			1,317	52.6%	22.6%	19.0%	1,473	51.5%	19.3%	20.7%

Full-time Status during first term	Fall 2019				Fall 2018				Fall 2017				Fall 2016			
	New Students	Fall-to-Fall Retention	3-Yr Grad Rate	3-Yr Transfer Rate	New Students	Fall-to-Fall Retention	3-Yr Grad Rate	3-Yr Transfer Rate	New Students	Fall-to-Fall Retention	3-Yr Grad Rate	3-Yr Transfer Rate	New Students	Fall-to-Fall Retention	3-Yr Grad Rate	3-Yr Transfer Rate
FULL-TIME	1,034	57.4%			891	60.0%			1,065	58.6%	30.0%	25.0%	1,099	58.5%	26.1%	26.6%
PART-TIME	1,452	40.5%			1,372	43.9%			1,334	45.8%	15.3%	10.3%	1,439	44.3%	13.5%	12.3%

Age during first term	Fall 2019				Fall 2018				Fall 2017				Fall 2016			
	New Students	Fall-to-Fall Retention	3-Yr Grad Rate	3-Yr Transfer Rate	New Students	Fall-to-Fall Retention	3-Yr Grad Rate	3-Yr Transfer Rate	New Students	Fall-to-Fall Retention	3-Yr Grad Rate	3-Yr Transfer Rate	New Students	Fall-to-Fall Retention	3-Yr Grad Rate	3-Yr Transfer Rate
19 or younger	1,366	51.2%			1,305	54.4%			1,403	53.5%	22.3%	20.2%	1,587	52.5%	18.7%	21.9%
20-23	549	39.7%			463	43.4%			488	49.0%	17.8%	14.1%	471	49.3%	17.6%	13.4%
24 and older	567	46.4%			495	45.7%			508	48.4%	24.4%	10.0%	480	45.0%	21.0%	12.3%

Declared Degree in first term	Fall 2019				Fall 2018				Fall 2017				Fall 2016			
	New Students	Fall-to-Fall Retention	3-Yr Grad Rate	3-Yr Transfer Rate	New Students	Fall-to-Fall Retention	3-Yr Grad Rate	3-Yr Transfer Rate	New Students	Fall-to-Fall Retention	3-Yr Grad Rate	3-Yr Transfer Rate	New Students	Fall-to-Fall Retention	3-Yr Grad Rate	3-Yr Transfer Rate
Bachelor Applied Science	2															
Associate of Arts	730	50.0%			646	56.0%			666	53.9%	20.6%	21.3%	752	52.4%	17.3%	24.2%
Associate of Applied Science (CTE)	905	46.2%			841	47.7%			752	48.3%	24.2%	10.2%	786	46.7%	19.0%	12.6%
Associate of General Studies	160	39.4%			149	38.3%			257	46.7%	14.8%	21.0%	240	45.0%	12.9%	20.4%
Associate of Science	408	48.8%			414	52.7%			429	55.0%	15.6%	23.3%	466	56.0%	17.0%	25.1%
Certificate	281	48.8%			213	46.5%			295	53.2%	33.9%	10.5%	294	51.4%	31.3%	7.5%

Students do not necessarily graduate with the degree or major they initially declare in their first term.

Data Definitions:

New students have not attended any college before. Concurrent students are considered "New" if they return to FRCC after high school graduation.

Priority campus is the campus where they are taking the most hours. Ties are broken reverse alphabetically.

First generation is self reported as neither parent had graduated from a 4-year institution

Full-time is 12 or more hours during their first term. Later terms could change.

Graduation is earning a certificate or associates degree within three years of their first term at FRCC.

Transfer is to a 4-year institution, with or without first graduating from FRCC. Transfer rates lag so those will increase in the latest year.

	Fall 2015				Fall 2014				Fall 2013				Fall 2012			
Priority Campus in first term	New Students	Fall-to-Fall Retention	3-Yr Grad Rate	3-Yr Transfer Rate	New Students	Fall-to-Fall Retention	3-Yr Grad Rate	3-Yr Transfer Rate	New Students	Fall-to-Fall Retention	3-Yr Grad Rate	3-Yr Transfer Rate	New Students	Fall-to-Fall Retention	3-Yr Grad Rate	3-Yr Transfer Rate
Boulder	398	50.0%	15.8%	18.6%	373	52.0%	16.6%	22.0%	366	51.9%	15.3%	16.1%	425	50.1%	13.9%	16.7%
Brighton	65	47.7%	15.4%	12.3%	60	58.3%	18.3%	18.3%	63	49.2%	9.5%	11.1%	51	39.2%	5.9%	11.8%
CCCS Online	139	29.5%	6.5%	17.3%	127	26.0%	5.5%	16.5%	142	28.9%	8.5%	16.9%	159	32.1%	6.9%	18.9%
FRCC Online	184	40.2%	17.4%	13.6%	181	40.3%	10.5%	11.6%	175	40.6%	9.7%	11.4%	249	36.1%	7.6%	16.5%
Larimer	714	53.9%	23.5%	20.9%	706	52.8%	20.0%	20.3%	778	49.2%	18.4%	17.9%	968	49.9%	18.6%	20.0%
Westminster	878	55.2%	18.0%	19.2%	885	52.1%	16.4%	20.8%	989	51.4%	12.2%	16.8%	1,074	51.1%	13.5%	19.6%
Total	2,378	51.1%	18.5%	18.9%	2,332	50.1%	16.4%	19.8%	2,513	48.7%	13.9%	16.5%	2,926	48.1%	14.2%	18.9%

	Fall 2015				Fall 2014				Fall 2013				Fall 2012			
Race/ Ethnicity	New Students	Fall-to-Fall Retention	3-Yr Grad Rate	3-Yr Transfer Rate	New Students	Fall-to-Fall Retention	3-Yr Grad Rate	3-Yr Transfer Rate	New Students	Fall-to-Fall Retention	3-Yr Grad Rate	3-Yr Transfer Rate	New Students	Fall-to-Fall Retention	3-Yr Grad Rate	3-Yr Transfer Rate
2 Or More	104	47.1%	19.2%	21.2%	96	40.6%	14.6%	21.9%	125	42.4%	7.2%	15.2%	114	51.8%	13.2%	25.4%
American Indian	22	40.9%	18.2%	22.7%	16	37.5%	18.8%	18.8%	23	34.8%	13.0%	NULL	30	60.0%	10.0%	13.3%
Asian	86	61.6%	19.8%	22.1%	83	62.7%	16.9%	31.3%	90	58.9%	22.2%	24.4%	104	50.0%	15.4%	27.9%
Black	43	37.2%	11.6%	18.6%	55	41.8%	9.1%	14.5%	51	45.1%	11.8%	19.6%	59	40.7%	13.6%	20.3%
Latinx	456	44.5%	14.5%	15.1%	429	48.5%	11.9%	14.9%	458	45.4%	9.6%	10.0%	495	47.5%	11.5%	14.1%
International	121	51.2%	13.2%	12.4%	57	63.2%	19.3%	7.0%	72	51.4%	18.1%	8.3%	36	36.1%	16.7%	11.1%
Pacific Islander	2				7	57.1%	57.1%	14.3%	5				4			
Unknown	93	53.8%	10.8%	10.8%	102	52.9%	13.7%	15.7%	125	47.2%	11.2%	13.6%	133	47.4%	14.3%	17.3%
White	1,451	53.2%	20.7%	20.7%	1,487	50.2%	18.3%	21.5%	1,564	50.1%	15.8%	18.9%	1,951	48.2%	15.0%	19.6%
Student of color	713	46.4%	15.8%	17.4%	686	48.1%	12.8%	17.8%	752	45.9%	10.9%	12.9%	806	48.4%	12.3%	17.9%

	Fall 2015				Fall 2014				Fall 2013				Fall 2012			
Sex	New Students	Fall-to-Fall Retention	3-Yr Grad Rate	3-Yr Transfer Rate	New Students	Fall-to-Fall Retention	3-Yr Grad Rate	3-Yr Transfer Rate	New Students	Fall-to-Fall Retention	3-Yr Grad Rate	3-Yr Transfer Rate	New Students	Fall-to-Fall Retention	3-Yr Grad Rate	3-Yr Transfer Rate
Female	1,254	53.2%	19.6%	19.5%	1,242	52.5%	18.6%	19.2%	1,293	52.3%	16.6%	14.6%	1,540	51.6%	15.8%	18.8%
Male	1,123	48.8%	17.3%	18.2%	1,088	47.4%	14.1%	20.5%	1,217	44.9%	11.5%	18.5%	1,383	44.1%	12.4%	19.0%
N	1				2				3				3			

	Fall 2015				Fall 2014				Fall 2013				Fall 2012			
First Generation	New Students	Fall-to-Fall Retention	3-Yr Grad Rate	3-Yr Transfer Rate	New Students	Fall-to-Fall Retention	3-Yr Grad Rate	3-Yr Transfer Rate	New Students	Fall-to-Fall Retention	3-Yr Grad Rate	3-Yr Transfer Rate	New Students	Fall-to-Fall Retention	3-Yr Grad Rate	3-Yr Transfer Rate
First Generation	1,378	49.4%	16.5%	14.9%	1,375	48.3%	14.6%	15.9%	1,481	46.2%	13.6%	12.8%	1,747	46.4%	13.9%	14.3%
Not First Generation	1,000	53.4%	21.2%	24.4%	957	52.8%	19.2%	25.5%	1,032	52.3%	14.8%	21.9%	1,179	50.6%	14.8%	25.7%

	Fall 2015				Fall 2014				Fall 2013				Fall 2012			
Pell Eligible	New Students	Fall-to-Fall Retention	3-Yr Grad Rate	3-Yr Transfer Rate	New Students	Fall-to-Fall Retention	3-Yr Grad Rate	3-Yr Transfer Rate	New Students	Fall-to-Fall Retention	3-Yr Grad Rate	3-Yr Transfer Rate	New Students	Fall-to-Fall Retention	3-Yr Grad Rate	3-Yr Transfer Rate
Pell Eligible	1,014	47.9%	16.6%	17.0%	1,088	47.1%	15.7%	16.5%	n/a				n/a			
Not Pell Eligible	1,364	53.4%	19.9%	20.4%	1,244	52.8%	17.2%	22.7%								

	Fall 2015				Fall 2014				Fall 2013				Fall 2012			
Full-time Status during first term	New Students	Fall-to-Fall Retention	3-Yr Grad Rate	3-Yr Transfer Rate	New Students	Fall-to-Fall Retention	3-Yr Grad Rate	3-Yr Transfer Rate	New Students	Fall-to-Fall Retention	3-Yr Grad Rate	3-Yr Transfer Rate	New Students	Fall-to-Fall Retention	3-Yr Grad Rate	3-Yr Transfer Rate
FULL-TIME	1,038	61.0%	25.7%	27.6%	1,025	56.5%	23.0%	28.6%	1,090	56.3%	18.3%	24.0%	1,290	57.1%	20.0%	26.9%
PART-TIME	1,340	43.4%	12.9%	12.2%	1,307	45.1%	11.4%	12.9%	1,423	42.9%	11.0%	10.8%	1,636	40.9%	9.7%	12.6%

Age during first term	Fall 2015				Fall 2014				Fall 2013				Fall 2012			
	New Students	Fall-to-Fall Retention	3-Yr Grad Rate	3-Yr Transfer Rate	New Students	Fall-to-Fall Retention	3-Yr Grad Rate	3-Yr Transfer Rate	New Students	Fall-to-Fall Retention	3-Yr Grad Rate	3-Yr Transfer Rate	New Students	Fall-to-Fall Retention	3-Yr Grad Rate	3-Yr Transfer Rate
19 or younger	1,318	54.8%	17.1%	22.5%	1,312	53.1%	15.5%	23.6%	1,341	51.2%	13.0%	21.3%	1,619	50.8%	14.5%	24.5%
20-23	547	43.5%	17.6%	15.5%	465	41.3%	14.2%	14.6%	480	43.5%	11.7%	13.8%	495	42.0%	12.3%	14.9%
24 and older	513	49.7%	23.0%	13.5%	555	50.5%	20.9%	15.1%	692	47.5%	18.1%	9.2%	812	46.2%	15.0%	10.1%

Declared Degree in first term	AY2015				AY2014				AY2013				AY2012			
	New Students	Fall-to-Fall Retention	3-Yr Grad Rate	3-Yr Transfer Rate	New Students	Fall-to-Fall Retention	3-Yr Grad Rate	3-Yr Transfer Rate	New Students	Fall-to-Fall Retention	3-Yr Grad Rate	3-Yr Transfer Rate	New Students	Fall-to-Fall Retention	3-Yr Grad Rate	3-Yr Transfer Rate
Bachelor Applied Science																
Associate of Arts	861	49.2%	13.5%	22.1%	826	50.7%	14.6%	23.6%	895	48.7%	10.2%	21.0%	1,023	47.7%	11.5%	24.4%
Associate of Applied Science (CTE)	604	50.7%	23.8%	9.3%	630	50.5%	20.0%	11.6%	635	45.7%	17.3%	6.3%	743	46.4%	16.2%	7.1%
Associate of General Studies	102	44.1%	15.7%	13.7%	128	43.8%	10.9%	14.8%	171	44.4%	12.9%	14.0%	223	46.2%	12.6%	14.3%
Associate of Science	631	57.2%	16.2%	27.3%	597	50.9%	11.9%	27.0%	651	52.1%	11.4%	23.8%	740	51.1%	11.5%	27.2%
Certificate	180	43.9%	34.4%	10.0%	151	47.7%	35.1%	9.3%	161	51.6%	36.0%	5.0%	197	46.7%	33.5%	8.6%

Fall 2011				
Priority Campus in first term	New Students	Fall-to-Fall Retention	3-Yr Grad Rate	3-Yr Transfer Rate
Boulder	564	53.4%	16.7%	19.1%
Brighton	69	50.7%	8.7%	7.2%
CCCS Online	208	30.8%	5.3%	16.3%
FRCC Online	343	37.9%	9.0%	16.6%
Larimer	1,094	52.5%	17.8%	19.3%
Westminster	1,308	52.1%	11.4%	18.2%
Total	3,586	49.8%	13.6%	18.2%

Fall 2011				
Race/ Ethnicity	New Students	Fall-to-Fall Retention	3-Yr Grad Rate	3-Yr Transfer Rate
2 Or More	110	48.2%	13.6%	12.7%
American Indian	35	54.3%	17.1%	14.3%
Asian	112	55.4%	7.1%	12.5%
Black	68	42.6%	17.6%	13.2%
Latinx	590	49.7%	10.3%	13.2%
International	40	40.0%	5.0%	22.5%
Pacific Islander	7	57.1%	28.6%	14.3%
Unknown	277	47.3%	12.6%	24.9%
White	2,347	50.2%	14.8%	19.4%
Student of color	922	49.9%	11.3%	13.1%

Fall 2011				
Sex	New Students	Fall-to-Fall Retention	3-Yr Grad Rate	3-Yr Transfer Rate
Female	1,932	52.4%	14.6%	18.2%
Male	1,653	46.8%	12.3%	18.3%
N	1			

Fall 2011				
First Generation	New Students	Fall-to-Fall Retention	3-Yr Grad Rate	3-Yr Transfer Rate
First Generation	2,021	49.6%	13.1%	13.7%
Not First Generation	1,565	50.0%	14.1%	24.1%

Fall 2011				
Pell Eligible	New Students	Fall-to-Fall Retention	3-Yr Grad Rate	3-Yr Transfer Rate
Pell Eligible	n/a			
Not Pell Eligible				

Fall 2011				
Full-time Status during first term	New Students	Fall-to-Fall Retention	3-Yr Grad Rate	3-Yr Transfer Rate
FULL-TIME	1,362	59.0%	19.5%	25.6%
PART-TIME	2,224	44.1%	9.9%	13.7%

Fall 2011

Age during first term	New Students	Fall-to-Fall Retention	3-Yr Grad Rate	3-Yr Transfer Rate
19 or younger	1,727	52.1%	12.4%	23.5%
20-23	610	42.8%	10.7%	15.7%
24 and older	1,249	50.0%	16.5%	12.1%

AY2011

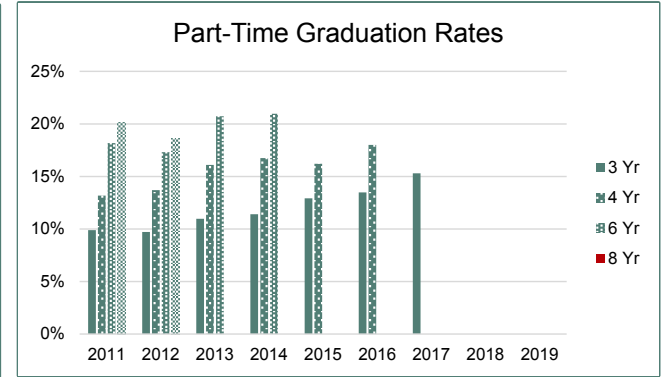
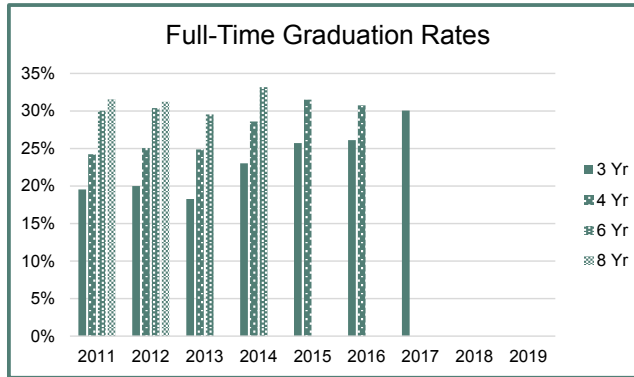
Declared Degree in first term	New Students	Fall-to-Fall Retention	3-Yr Grad Rate	3-Yr Transfer Rate
Bachelor Applied Science				
Associate of Arts	1,144	51.2%	10.7%	22.6%
Associate of Applied Science (CTE)	1,070	46.7%	13.6%	14.0%
Associate of General Studies	438	48.9%	10.0%	16.2%
Associate of Science	533	53.1%	13.1%	23.5%
Certificate	401	50.4%	25.9%	12.0%

3, 4, 6, and 8-year Graduation Rates

SURDS Cohorts are New, First Time, Degree-seeking Students who begin in the Fall.
 Students are tracked to see if they graduate (degree or certificate) within the time frame
 Full-time is 12 or more hours during their first term. Later terms could change.

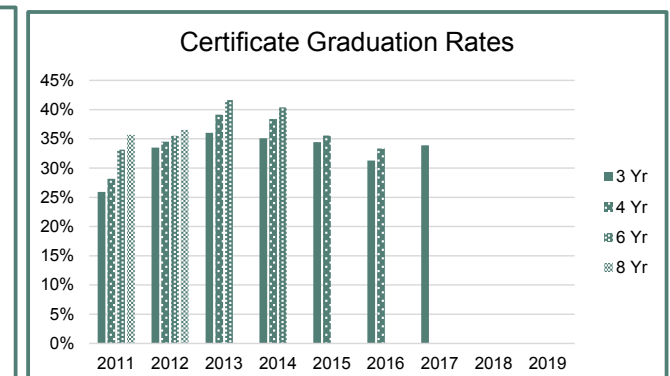
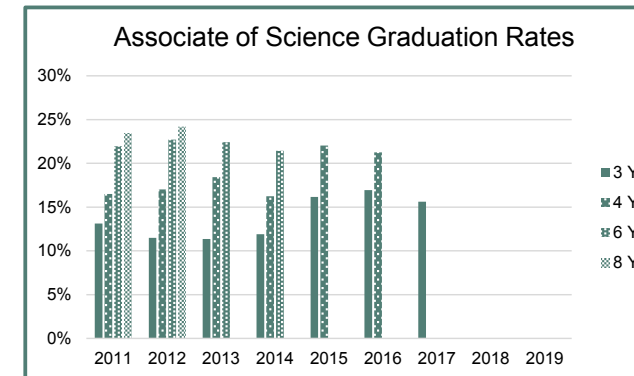
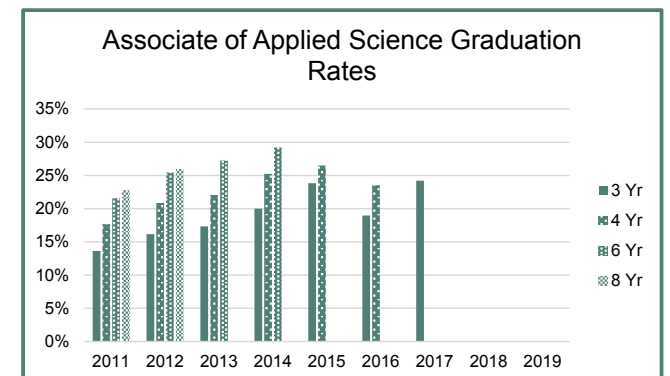
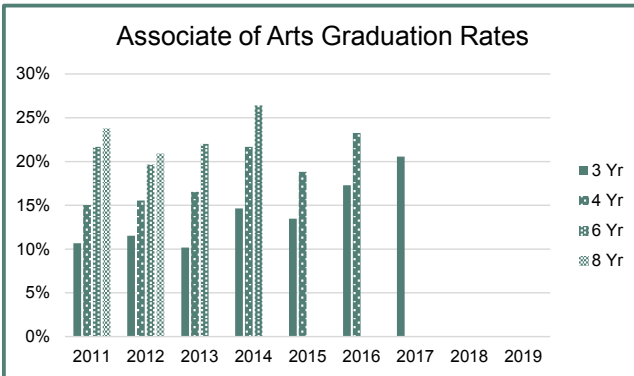
Graduation Rates

Fall Term	FT/PT	Cohort	3 Yr	4 Yr	6 Yr	8 Yr
2011	FT	1,362	20%	24%	30%	32%
2012	FT	1,290	20%	25%	30%	31%
2013	FT	1,090	18%	25%	30%	
2014	FT	1,025	23%	29%	33%	
2015	FT	1,038	26%	32%		
2016	FT	1,099	26%	31%		
2017	FT	1,065	30%			
2018	FT	891				
2019	FT	1,034				
2011	PT	2,224	10%	13%	18%	20%
2012	PT	1,636	10%	14%	17%	19%
2013	PT	1,423	11%	16%	21%	
2014	PT	1,307	11%	17%	21%	
2015	PT	1,340	13%	16%		
2016	PT	1,439	13%	18%		
2017	PT	1,334	15%			
2018	PT	1,372				
2019	PT	1,452				

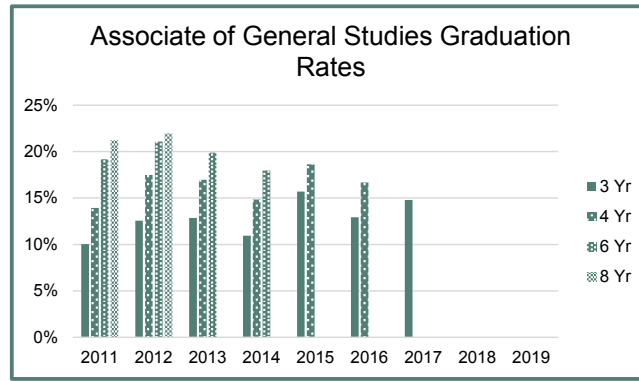


Graduation Rates

Fall Term	Declared Degree	Cohort	3 Yr	4 Yr	6 Yr	8 Yr
2011	AA	1,144	11%	15%	22%	24%
2012	AA	1,023	12%	16%	20%	21%
2013	AA	895	10%	17%	22%	
2014	AA	826	15%	22%	26%	
2015	AA	861	13%	19%		
2016	AA	752	17%	23%		
2017	AA	666	21%			
2018	AA	646				
2019	AA	730				
2011	AAS	1,070	14%	18%	22%	23%
2012	AAS	743	16%	21%	25%	26%
2013	AAS	635	17%	22%	27%	
2014	AAS	630	20%	25%	29%	
2015	AAS	604	24%	26%		
2016	AAS	786	19%	24%		
2017	AAS	752	24%			
2018	AAS	841				
2019	AAS	905				
2011	AGS	438	10%	14%	19%	21%
2012	AGS	223	13%	17%	21%	22%
2013	AGS	171	13%	17%	20%	
2014	AGS	128	11%	15%	18%	
2015	AGS	102	16%	19%		
2016	AGS	240	13%	17%		
2017	AGS	257	15%			
2018	AGS	149				
2019	AGS	160				



2011	AS	533	13%	17%	22%	23%
2012	AS	740	11%	17%	23%	24%
2013	AS	651	11%	18%	22%	
2014	AS	597	12%	16%	21%	
2015	AS	631	16%	22%		
2016	AS	466	17%	21%		
2017	AS	429	16%			
2018	AS	414				
2019	AS	408				
2019	BAS	2				
2011	CER	401	26%	28%	33%	36%
2012	CER	197	34%	35%	36%	37%
2013	CER	161	36%	39%	42%	
2014	CER	151	35%	38%	40%	
2015	CER	180	34%	36%		
2016	CER	294	31%	33%		
2017	CER	295	34%			
2018	CER	213				
2019	CER	281				



Student Outcomes by Declared Major in first Term

Cohorts are New First-time anywhere Degree-seeking students who start in the fall.

Students are tracked to see if they graduate (degree or certificate) and/or Transfer to a 4-year institution.

Some students do both so these success rates can not be summed. Transfer rates lag so those will increase in the latest year.

They do not necessarily graduate with the degree or major they initially declare in their first term.

Fall 2019

CIP Code	Declared Program in first term	New Students	Fall-to-Fall Retention	3-Yr Grad Rate	3-Yr Transfer Rate
010601	Horticulture Operations	16	56%		
030601	Forestry Wildlife & Natural Resources	23	52%		
100203	Recording Arts Technology	9	33%		
100304	Multimedia Graphic Design	67	40%		
110101	Computer Information Technologies	77	49%		
110901	Computer Networking Technologies	39	46%		
131210	Early Childhood Education	60	45%		
131401	Teaching English as a 2nd Language	4	0%		
150101	Architectural And Construction Technology	16	31%		
150303	Electronics Technology	23	57%		
150304	Optics Technology	2	50%		
150406	Automation And Engineering Technology	9	56%		
150501	Heating, Air Conditioning, and Refrigeration	5	80%		
151302	Computer Aided Drafting/Design (CAD)	20	45%		
161603	Interpreter Preparation	1	100%		
220302	Legal Assistant/Paralegal	18	61%		
240101	AA Anthropology	6	67%		
240101	AA Art History	5	20%		
240101	AA Business	176	53%		
240101	AA Communication	23	35%		
240101	AA Criminal Justice	65	54%		
240101	AA Early Childhood Education	17	76%		
240101	AA Economics	2	0%		
240101	AA Elementary Education	27	44%		
240101	AA English	16	44%		
240101	AA Geography	1	0%		
240101	AA History	18	50%		
240101	AA Music	11	18%		
240101	AA Philosophy	1	100%		
240101	AA Political Science	16	38%		
240101	AA Psychology	66	52%		
240101	AA Sociology	22	45%		
240101	AA Spanish	4	75%		
240101	AA Studio Art	22	36%		
240101	Associate of Arts	232	51%		
240102	AGS Pre-Nursing	3	67%		
240102	Associate of General Studies	157	39%		
240199	AS Biology	67	51%		
240199	AS Chemistry	7	43%		
240199	AS Engineering Agreement	10	50%		
240199	AS Fermentation	4	75%		
240199	AS Geology	9	56%		

CIP Code	Declared Program in first term	New Students	Fall-to-Fall Retention	3-Yr Grad Rate	3-Yr Transfer Rate
240199	AS Horticulture Business Management	4	50%		
240199	AS Mathematics	14	43%		
240199	AS Physics	8	75%		
240199	AS Psychology	27	44%		
240199	Associate of Science	258	48%		
419999	Applied Technology	4	25%		
430103	Public Safety Dispatch	3	67%		
430107	Law Enforcement	32	38%		
450702	Geographic Information Systems	6	33%		
460000	Construction	4	0%		
470604	Automotive Technologies	33	42%		
480508	Welding Technology	20	45%		
480510	Precision/Computer Aided Machining	8	100%		
500408	Interior Design	13	54%		
510000	Patient Care Technician	6	83%		
510601	Dental Assisting	18	28%		
510707	Health Information Technologies	10	60%		
510710	Medical Office Technologies	3	67%		
510801	Medical Assisting	36	50%		
510805	Pharmacy Technician	15	47%		
510808	Veterinary Technology	46	48%		
510904	Emergency Medical Services	38	47%		
510909	Surgical Technology	14	43%		
511009	Phlebotomy Technologies	4	50%		
513306	Integrative Health Professions	14	43%		
513501	Massage Therapy	1	0%		
513801	Nursing	241	52%		
513901	Practical Nursing	4	25%		
513902	Nursing Aide	7	57%		
520201	Business	162	39%		
520213	Highway Maintenance Management	5	40%		
520302	Accounting	40	50%		
520901	Hospitality Administration	12	33%		

Fall 2018

CIP Code	Declared Program in first term	New Students	Fall-to-Fall Retention	3-Yr Grad Rate	3-Yr Transfer Rate
010601	Horticulture Operations	13	31%		
030601	Forestry Wildlife & Natural Resources	24	71%		
100203	Recording Arts Technology	14	29%		
100304	Multimedia Graphic Design	50	42%		
110101	Computer Information Technologies	63	56%		
110901	Computer Networking Technologies	36	50%		
131210	Early Childhood Education	44	43%		
131401	Teaching English as a 2nd Language	5	60%		
150101	Architectural And Construction Technology	19	47%		
150304	Optics Technology	1	0%		
150501	Heating, Air Conditioning, and Refrigeration	7	43%		
150503	Manufacturing and Energy Technology	6	33%		
151302	Computer Aided Drafting/Design (CAD)	15	27%		
161603	Interpreter Preparation	7	43%		
220302	Legal Assistant/Paralegal	15	60%		
240101	AA Anthropology	5	20%		
240101	AA Art History	1	0%		
240101	AA Business	141	54%		
240101	AA Communication	15	47%		
240101	AA Criminal Justice	46	59%		
240101	AA Early Childhood Education	18	50%		
240101	AA Economics	3	67%		
240101	AA Elementary Education	40	73%		
240101	AA English	21	62%		
240101	AA Geography	4	75%		
240101	AA History	14	57%		
240101	AA Music	13	31%		
240101	AA Philosophy	3	0%		
240101	AA Political Science	9	44%		
240101	AA Psychology	54	50%		
240101	AA Sociology	17	88%		
240101	AA Spanish	6	33%		
240101	AA Studio Art	14	50%		
240101	AA Theater	8	25%		
240101	Associate of Arts	214	59%		
240102	Associate of General Studies	149	38%		
240199	AS Biology	65	58%		
240199	AS Chemistry	18	56%		
240199	AS Engineering Agreement	15	47%		
240199	AS Environmental Horticulture	2	0%		
240199	AS Fermentation	1	0%		
240199	AS Geology	6	83%		

CIP Code	Declared Program in first term	New Students	Fall-to-Fall Retention	3-Yr Grad Rate	3-Yr Transfer Rate
240199	AS Horticulture Business Management	3	67%		
240199	AS Mathematics	15	47%		
240199	AS Physics	5	40%		
240199	AS Psychology	37	35%		
240199	Associate of Science	247	54%		
419999	Applied Technology	3	67%		
430107	Law Enforcement	44	41%		
460000	Construction	1	0%		
470604	Automotive Technologies	33	55%		
480508	Welding Technology	30	47%		
480510	Precision/Computer Aided Machining	6	67%		
500408	Interior Design	12	50%		
510000	Patient Care Technician	3	67%		
510601	Dental Assisting	11	36%		
510707	Health Information Technologies	9	44%		
510710	Medical Office Technologies	9	56%		
510801	Medical Assisting	22	36%		
510805	Pharmacy Technician	9	67%		
510808	Veterinary Technology	34	41%		
510904	Emergency Medical Services	32	56%		
510909	Surgical Technology	21	48%		
511009	Phlebotomy Technologies	5	60%		
513306	Integrative Health Professions	10	80%		
513501	Massage Therapy	1	100%		
513801	Nursing	250	48%		
513901	Practical Nursing	2	0%		
513902	Nursing Aide	9	33%		
520201	Business	135	41%		
520302	Accounting	27	67%		
520901	Hospitality Administration	17	47%		

Fall 2017

CIP Code	Declared Program in first term	New Students	Fall-to-Fall Retention	3-Yr Grad Rate	3-Yr Transfer Rate
010601	Horticulture Operations	16	44%	25.0%	18.8%
030601	Forestry Wildlife & Natural Resources	30	43%	36.7%	13.3%
100203	Recording Arts Technology	10	40%	20.0%	10.0%
100304	Multimedia Graphic Design	44	59%	29.5%	6.8%
110101	Computer Information Technologies	78	42%	10.3%	20.5%
110901	Computer Networking Technologies	46	54%	23.9%	13.0%
131210	Early Childhood Education	53	42%	32.1%	5.7%
131401	Teaching English as a 2nd Language	10	70%	20.0%	40.0%
150101	Architectural And Construction Technology	15	27%	0.0%	0.0%
150501		7	57%	42.9%	0.0%
150503	Manufacturing and Energy Technology	9	44%	11.1%	11.1%
151302	Computer Aided Drafting/Design (CAD)	21	62%	33.3%	9.5%
161603	Interpreter Preparation	17	53%	11.8%	23.5%
220302	Legal Assistant/Paralegal	23	70%	26.1%	8.7%
240101	AA Anthropology	1	100%	0.0%	0.0%
240101	AA Art History	4	25%	0.0%	50.0%
240101	AA Business	123	51%	31.7%	18.7%
240101	AA Communication	12	58%	8.3%	8.3%
240101	AA Criminal Justice	66	58%	16.7%	13.6%
240101	AA Early Childhood Education	12	83%	33.3%	41.7%
240101	AA Economics	3	100%	33.3%	33.3%
240101	AA Elementary Education	23	57%	17.4%	26.1%
240101	AA English	21	62%	23.8%	19.0%
240101	AA Geography	1	0%	0.0%	100.0%
240101	AA History	7	0%	0.0%	42.9%
240101	AA Music	11	55%	18.2%	27.3%
240101	AA Philosophy	2	100%	50.0%	0.0%
240101	AA Political Science	16	56%	12.5%	37.5%
240101	AA Psychology	53	49%	20.8%	32.1%
240101	AA Sociology	11	36%	18.2%	18.2%
240101	AA Spanish	3	67%	33.3%	66.7%
240101	AA Studio Art	13	77%	15.4%	23.1%
240101	AA Theater	4	50%	25.0%	25.0%
240101	Associate of Arts	280	53%	17.9%	18.9%
240102	Associate of General Studies	257	47%	14.8%	21.0%
240199	AS Biology	34	56%	11.8%	26.5%
240199	AS Chemistry	9	44%	0.0%	33.3%
240199	AS Fermentation	1	0%	0.0%	0.0%
240199	AS Geology	4	25%	25.0%	0.0%
240199	AS Horticulture Business Management	4	75%	25.0%	0.0%
240199	AS Mathematics	10	50%	0.0%	10.0%
240199	AS Physics	9	56%	0.0%	11.1%

CIP Code	Declared Program in first term	New Students	Fall-to-Fall Retention	3-Yr Grad Rate	3-Yr Transfer Rate
240199	AS Psychology	11	36%	0.0%	9.1%
240199	Associate of Science	347	56%	17.6%	24.5%
419999	Applied Technology	9	44%	11.1%	22.2%
450702	Geographic Information Systems	1	0%	0.0%	0.0%
470604	Automotive Technologies	53	57%	49.1%	3.8%
480508	Welding Technology	20	60%	45.0%	0.0%
480510	Precision/Computer Aided Machining	15	87%	80.0%	6.7%
500408	Interior Design	9	56%	22.2%	11.1%
510000	Patient Care Technician	4	50%	0.0%	0.0%
510601	Dental Assisting	11	82%	63.6%	9.1%
510707	Health Information Technologies	19	58%	31.6%	0.0%
510710	Medical Office Technologies	26	65%	34.6%	7.7%
510801	Medical Assisting	8	75%	62.5%	0.0%
510805	Pharmacy Technician	8	50%	25.0%	0.0%
510808	Veterinary Technology	39	51%	15.4%	10.3%
510904	Emergency Medical Services	29	59%	48.3%	10.3%
510909	Surgical Technology	8	63%	37.5%	12.5%
511009	Phlebotomy Technologies	7	71%	71.4%	0.0%
513306	Integrative Health Professions	19	37%	21.1%	15.8%
513501	Massage Therapy	2	50%	0.0%	0.0%
513801	Nursing	194	47%	20.1%	7.2%
513902	Nursing Aide	7	57%	28.6%	14.3%
520201	Business	134	39%	23.9%	14.2%
520302	Accounting	37	43%	29.7%	13.5%
520901	Hospitality Administration	9	22%	0.0%	0.0%

Fall 2016

CIP Code	Declared Program in first term	New Students	Fall-to-Fall Retention	3-Yr Grad Rate	3-Yr Transfer Rate
010601	Horticulture Operations	21	43%	14.3%	4.8%
030601	Forestry Wildlife & Natural Resources	26	50%	19.2%	7.7%
100304	Multimedia Graphic Design	53	51%	20.8%	13.2%
110101	Computer Information Technologies	45	31%	11.1%	11.1%
110901	Computer Networking Technologies	40	60%	30.0%	12.5%
131210	Early Childhood Education	62	31%	12.9%	12.9%
131401	Teaching English as a 2nd Language	5	60%	20.0%	0.0%
150101	Architectural And Construction Technology	29	38%	6.9%	24.1%
150501	Heating, Air Conditioning, and Refrigeration	12	58%	50.0%	0.0%
150503	Manufacturing and Energy Technology	10	60%	20.0%	20.0%
151302	Computer Aided Drafting/Design (CAD)	22	50%	22.7%	9.1%
161603	Interpreter Preparation	8	50%	0.0%	12.5%
220302	Legal Assistant/Paralegal	19	53%	21.1%	5.3%
240101	AA Anthropology	7	57%	28.6%	14.3%
240101	AA Art History	2	50%	50.0%	50.0%
240101	AA Business	130	53%	26.9%	23.1%
240101	AA Communication	11	64%	9.1%	18.2%
240101	AA Criminal Justice	46	52%	10.9%	17.4%
240101	AA Early Childhood Education	9	56%	11.1%	44.4%
240101	AA Economics	3	67%	66.7%	0.0%
240101	AA Elementary Education	19	47%	15.8%	26.3%
240101	AA English	10	50%	10.0%	40.0%
240101	AA History	8	25%	12.5%	37.5%
240101	AA Music	9	33%	22.2%	33.3%
240101	AA Philosophy	2	100%	50.0%	50.0%
240101	AA Political Science	13	54%	15.4%	46.2%
240101	AA Psychology	38	53%	18.4%	18.4%
240101	AA Sociology	8	25%	0.0%	12.5%
240101	AA Spanish	2	50%	0.0%	0.0%
240101	AA Studio Art	5	80%	20.0%	40.0%
240101	AA Theater	4	50%	25.0%	50.0%
240101	Associate of Arts	426	53%	15.0%	23.9%
240102	Associate of General Studies	240	45%	12.9%	20.4%
240199	AS Biology	29	48%	17.2%	17.2%
240199	AS Chemistry	5	100%	40.0%	40.0%
240199	AS Geology	5	40%	20.0%	40.0%
240199	AS Horticulture Business Management	5	60%	40.0%	40.0%
240199	AS Mathematics	10	30%	0.0%	50.0%
240199	AS Physics	6	33%	0.0%	0.0%
240199	AS Psychology	16	56%	0.0%	25.0%
240199	Associate of Science	390	57%	17.7%	24.9%
419999	Applied Technology	7	57%	28.6%	0.0%

CIP Code	Declared Program in first term	New Students	Fall-to-Fall Retention	3-Yr Grad Rate	3-Yr Transfer Rate
450702	Geographic Information Systems	2	50%	50.0%	50.0%
470604	Automotive Technologies	42	45%	33.3%	2.4%
480508	Welding Technology	22	36%	27.3%	0.0%
480510	Precision/Computer Aided Machining	12	83%	83.3%	0.0%
500408	Interior Design	11	36%	9.1%	36.4%
510000	Patient Care Technician	4	100%	100.0%	0.0%
510601	Dental Assisting	13	62%	38.5%	0.0%
510707	Health Information Technologies	7	43%	14.3%	0.0%
510710	Medical Office Technologies	25	52%	36.0%	8.0%
510805	Pharmacy Technician	12	67%	33.3%	16.7%
510808	Veterinary Technology	36	36%	5.6%	5.6%
510904	Emergency Medical Services	45	47%	40.0%	2.2%
510909	Surgical Technology	7	71%	0.0%	28.6%
511009	Phlebotomy Technologies	6	83%	83.3%	0.0%
513306	Integrative Health Professions	21	52%	28.6%	14.3%
513801	Nursing	236	50%	18.6%	11.4%
513901	Practical Nursing	5	40%	20.0%	40.0%
513902	Nursing Aide	9	78%	44.4%	0.0%
520201	Business	143	42%	15.4%	16.8%
520302	Accounting	41	51%	31.7%	19.5%
520901	Hospitality Administration	22	59%	22.7%	4.5%

Fall 2015

CIP Code	Declared Program in first term	New Students	Fall-to-Fall Retention	3-Yr Grad Rate	3-Yr Transfer Rate
010601	Horticulture Operations	16	63%	37.5%	12.5%
030601	Forestry Wildlife & Natural Resources	23	48%	26.1%	17.4%
100304	Multimedia Graphic Design	56	59%	28.6%	10.7%
110101	Computer Information Technologies	45	47%	15.6%	2.2%
110901	Computer Networking Technologies	20	70%	30.0%	5.0%
131210	Early Childhood Education	49	37%	22.4%	8.2%
131401	Teaching English as a 2nd Language	3			
150101	Architectural And Construction Technology	18	50%	5.6%	11.1%
150501	Heating, Air Conditioning, and Refrigeration	2			
150503	Manufacturing and Energy Technology	7	29%	28.6%	14.3%
151302	Computer Aided Drafting/Design (CAD)	9	33%	11.1%	
161603	Interpreter Preparation	7	57%		
220302	Legal Assistant/Paralegal	10	50%	10.0%	
240101	Associate of Arts	331	51%	13.9%	20.5%
240101	Associate of Arts Anthropology	7	100%	14.3%	14.3%
240101	Associate of Arts Art History	2			
240101	Associate of Arts Business	185	51%	12.4%	23.2%
240101	Associate of Arts Communication	19	37%	26.3%	31.6%
240101	Associate of Arts Criminal Justice	66	38%	12.1%	16.7%
240101	Associate of Arts Early Childhood Education	20	40%	10.0%	30.0%
240101	Associate of Arts Economics	1			
240101	Associate of Arts Elementary Education	33	52%	15.2%	30.3%
240101	Associate of Arts English	15	47%	33.3%	46.7%
240101	Associate of Arts French	2			
240101	Associate of Arts Geography	4			
240101	Associate of Arts History	20	50%	10.0%	35.0%
240101	Associate of Arts Music	19	53%		10.5%
240101	Associate of Arts Philosophy	4			
240101	Associate of Arts Political Science	7	57%	28.6%	57.1%
240101	Associate of Arts Psychology	71	49%	12.7%	18.3%
240101	Associate of Arts Sociology	14	57%	7.1%	14.3%
240101	Associate of Arts Spanish	6	50%		
240101	Associate of Arts Studio Art	26	46%	11.5%	3.8%
240101	Associate of Arts Theater	9	44%	11.1%	33.3%
240102	Associate of General Studies	102	44%	15.7%	13.7%
240199	Associate of Science	357	60%	19.0%	27.7%
240199	Associate of Science Biology	94	52%	12.8%	29.8%
240199	Associate of Science Chemistry	23	74%	21.7%	30.4%
240199	Associate of Science Geology	9	67%	11.1%	33.3%
240199	Associate of Science Horticulture Business Management	6	50%	16.7%	33.3%
240199	Associate of Science Mathematics	55	51%	7.3%	21.8%
240199	Associate of Science Physics	21	52%	23.8%	23.8%

CIP Code	Declared Program in first term	New Students	Fall-to-Fall Retention	3-Yr Grad Rate	3-Yr Transfer Rate
240199	Associate of Science Psychology	66	52%	9.1%	24.2%
419999	Applied Technology	3			
450702	Geographic Information Systems	1			
470604	Automotive Technologies	51	49%	29.4%	7.8%
480508	Welding Technology	19	68%	68.4%	
480510	Precision/Computer Aided Machining	11	55%	36.4%	9.1%
500408	Interior Design	5	20%		20.0%
510601	Dental Assisting	9	33%	33.3%	
510707	Health Information Technologies	5	40%	20.0%	
510710	Medical Office Technologies	35	34%	14.3%	5.7%
510805	Pharmacy Technician	7	43%	42.9%	14.3%
510808	Veterinary Technology	26	42%	15.4%	7.7%
510904	Emergency Medical Services	39	51%	46.2%	12.8%
511009	Phlebotomy Technologies	5	100%	100.0%	
513306	Integrative Health Professions	13	54%	30.8%	
513399	Holistic Health	1			
513801	Nursing	137	50%	23.4%	13.9%
513901	Practical Nursing	3			
513902	Nursing Aide	6	67%	50.0%	33.3%
520201	Business	101	43%	24.8%	7.9%
520302	Accounting	25	48%	24.0%	8.0%
520901	Hospitality Administration	17	59%	29.4%	11.8%

Fall 2014

CIP Code	Declared Program in first term	New Students	Fall-to-Fall Retention	3-Yr Grad Rate	3-Yr Transfer Rate
010601	Horticulture Operations	14	43%	14.3%	21.4%
010903	Animal Laboratory Technology	1			
030601	Forestry Wildlife & Natural Resources	21	43%	14.3%	9.5%
100304	Multimedia Graphic Design	26	62%	34.6%	11.5%
110101	Computer Information Technologies	70	46%	17.1%	11.4%
110901	Computer Networking Technologies	5	60%	20.0%	40.0%
131210	Early Childhood Education	58	38%	6.9%	13.8%
131401	Teaching English as a 2nd Language	2			
150101	Architectural And Construction Technology	9	22%		22.2%
150501	Heating, Air Conditioning, and Refrigeration	3			
150503	Manufacturing and Energy Technology	13	62%	23.1%	
151302	Computer Aided Drafting/Design (CAD)	17	47%	11.8%	5.9%
161603	Interpreter Preparation	13	69%	23.1%	38.5%
220302	Legal Assistant/Paralegal	20	60%	10.0%	5.0%
240101	Associate of Arts	397	53%	16.9%	22.4%
240101	Associate of Arts Anthropology	10	50%	20.0%	30.0%
240101	Associate of Arts Business	165	49%	15.2%	30.9%
240101	Associate of Arts Criminal Justice	72	40%	8.3%	18.1%
240101	Associate of Arts Early Childhood Education	15	40%	13.3%	13.3%
240101	Associate of Arts Economics	3			
240101	Associate of Arts Elementary Education	36	50%	11.1%	30.6%
240101	Associate of Arts French	1			
240101	Associate of Arts History	23	61%	8.7%	17.4%
240101	Associate of Arts Political Science	19	42%	10.5%	26.3%
240101	Associate of Arts Psychology	68	49%	11.8%	14.7%
240101	Associate of Arts Sociology	15	67%	13.3%	26.7%
240101	Associate of Arts Spanish	2			
240102	Associate of General Studies	128	44%	10.9%	14.8%
240199	Associate of Science	454	52%	12.3%	25.8%
240199	Associate of Science Agriculture Business	1			
240199	Associate of Science Animal Sciences	2			
240199	Associate of Science Engineering Agreement	1			
240199	Associate of Science Mathematics	80	48%	8.8%	42.5%
240199	Associate of Science Psychology	58	45%	10.3%	15.5%
240199	Associate of Science Soil & Crop Sciences	1			
419999	Applied Technology	6	50%		16.7%
450702	Geographic Information Systems	2			
470604	Automotive Technologies	36	42%	33.3%	2.8%
480508	Welding Technology	30	47%	43.3%	3.3%
480510	Precision/Computer Aided Machining	6	100%	100.0%	
500408	Interior Design	10	80%	40.0%	10.0%
510601	Dental Assisting	6	50%	16.7%	

CIP Code	Declared Program in first term	New Students	Fall-to-Fall Retention	3-Yr Grad Rate	3-Yr Transfer Rate
510707	Health Information Technologies	9	44%	11.1%	22.2%
510710	Medical Office Technologies	19	21%	5.3%	5.3%
510805	Pharmacy Technician	6	67%	83.3%	16.7%
510808	Veterinary Technology	25	60%	24.0%	4.0%
510904	Emergency Medical Services	29	62%	58.6%	17.2%
511009	Phlebotomy Technologies	2			
513306	Integrative Health Professions	3			
513399	Holistic Health	19	37%	15.8%	
513801	Nursing	172	52%	21.5%	13.4%
513901	Practical Nursing	3			
513902	Nursing Aide	6	83%	66.7%	33.3%
520201	Business	77	48%	18.2%	15.6%
520302	Accounting	29	55%	27.6%	3.4%
520901	Hospitality Administration	14	50%	7.1%	

Fall 2013

CIP Code	Declared Program in first term	New Students	Fall-to-Fall Retention	3-Yr Grad Rate	3-Yr Transfer Rate
010601	Horticulture Operations	18	28%	5.6%	5.6%
010903	Animal Laboratory Technology	3			
030601	Forestry Wildlife & Natural Resources	24	38%	8.3%	8.3%
100304	Multimedia Graphic Design	31	45%	6.5%	6.5%
110101	Computer Information Technologies	47	64%	29.8%	4.3%
131210	Early Childhood Education	60	45%	10.0%	8.3%
131401	Teaching English as a 2nd Language	1			
150101	Architectural And Construction Technology	18	39%	5.6%	5.6%
150501	Heating, Air Conditioning, and Refrigeration	9	22%	22.2%	
150503	Manufacturing and Energy Technology	7	57%	14.3%	
151302	Computer Aided Drafting/Design (CAD)	19	26%	21.1%	5.3%
161603	Interpreter Preparation	6	67%	33.3%	16.7%
220302	Legal Assistant/Paralegal	20	45%	10.0%	
240101	Associate of Arts	428	49%	11.2%	20.8%
240101	Associate of Arts Anthropology	9	44%		11.1%
240101	Associate of Arts Business	188	47%	11.7%	26.1%
240101	Associate of Arts Criminal Justice	56	48%		3.6%
240101	Associate of Arts Early Childhood Education	19	63%		15.8%
240101	Associate of Arts Economics	9		11.1%	22.2%
240101	Associate of Arts Elementary Education	44	57%	9.1%	27.3%
240101	Associate of Arts French	1			
240101	Associate of Arts History	17	59%	5.9%	23.5%
240101	Associate of Arts Political Science	12	42%	8.3%	16.7%
240101	Associate of Arts Psychology	87	47%	10.3%	16.1%
240101	Associate of Arts Sociology	18	50%	16.7%	50.0%
240101	Associate of Arts Spanish	7	71%	28.6%	14.3%
240102	Associate of General Studies	170	45%	13.5%	14.1%
240102	Associate of General Studies Criminal Justice	1			
240199	Associate of Science	465	53%	12.7%	23.2%
240199	Associate of Science Engineering Agreement	2			
240199	Associate of Science Mathematics	110	55%	7.3%	29.1%
240199	Associate of Science Psychology	74	39%	9.5%	17.6%
419999	Applied Technology	3			
450702	Geographic Information Systems	2			
470604	Automotive Technologies	37	35%	16.2%	
480508	Welding Technology	29	24%	24.1%	
500408	Interior Design	8	63%	12.5%	
510601	Dental Assisting	8	63%	50.0%	
510707	Health Information Technologies	19	53%	15.8%	5.3%
510710	Medical Office Technologies	28	54%	35.7%	7.1%
510805	Pharmacy Technician	10	50%	30.0%	
510808	Veterinary Technology	33	30%	9.1%	6.1%

CIP Code	Declared Program in first term	New Students	Fall-to-Fall Retention	3-Yr Grad Rate	3-Yr Transfer Rate
510904	Emergency Medical Services	25	60%	52.0%	8.0%
511009	Phlebotomy Technologies	5	80%	60.0%	
513399	Holistic Health	9	78%	33.3%	
513801	Nursing	153	54%	23.5%	10.5%
513901	Practical Nursing	7	43%	14.3%	
513902	Nursing Aide	15	80%	73.3%	6.7%
520201	Business	94	43%	16.0%	7.4%
520302	Accounting	31	48%	25.8%	3.2%
520901	Hospitality Administration	17	47%	17.6%	5.9%

Fall 2012

CIP Code	Declared Program in first term	New Students	Fall-to-Fall Retention	3-Yr Grad Rate	3-Yr Transfer Rate
010601	Horticulture Operations	20	45%	20.0%	
030601	Forestry Wildlife & Natural Resources	24	42%	25.0%	
100304	Multimedia Graphic Design	37	54%	13.5%	5.4%
110101	Computer Information Technologies	56	66%	35.7%	8.9%
131210	Early Childhood Education	57	32%	5.3%	7.0%
131401	Teaching English as a 2nd Language	1			
150101	Architectural And Construction Technology	23	43%		4.3%
150501	Heating, Air Conditioning, and Refrigeration	13	54%	30.8%	
150503	Manufacturing and Energy Technology	6	67%	33.3%	
151302	Computer Aided Drafting/Design (CAD)	17	29%	11.8%	11.8%
161603	Interpreter Preparation	15	47%		13.3%
220302	Legal Assistant/Paralegal	25	52%	8.0%	8.0%
240101	Associate of Arts	909	48%	11.7%	25.2%
240101	Associate of Arts Business	64	52%	12.5%	20.3%
240101	Associate of Arts Early Childhood Education	13	46%	7.7%	38.5%
240101	Associate of Arts Economics	1			
240101	Associate of Arts Elementary Education	7	29%	28.6%	28.6%
240101	Associate of Arts History	6	50%		
240101	Associate of Arts Political Science	2			
240101	Associate of Arts Psychology	18	39%	5.6%	5.6%
240101	Associate of Arts Spanish	3			
240102	Associate of General Studies	220	45%	11.8%	14.1%
240102	Associate of General Studies Criminal Justice	3			
240199	Associate of Science	735	51%	11.6%	27.3%
240199	Associate of Science Engineering Agreement	1			
240199	Associate of Science Mathematics	1			
240199	Associate of Science Psychology	3			
419999	Applied Technology	6	33%	16.7%	
450702	Geographic Information Systems	4			
470604	Automotive Technologies	48	38%	16.7%	6.3%
480508	Welding Technology	34	38%	38.2%	2.9%
500408	Interior Design	9	44%		11.1%
510601	Dental Assisting	15	33%	33.3%	6.7%
510707	Health Information Technologies	21	52%	19.0%	14.3%
510710	Medical Office Technologies	36	58%	33.3%	5.6%
510805	Pharmacy Technician	10	60%	50.0%	
510808	Veterinary Technology	23	52%	4.3%	8.7%
510904	Emergency Medical Services	30	53%	53.3%	20.0%
511009	Phlebotomy Technologies	1			
513399	Holistic Health	15	47%	20.0%	
513801	Nursing	188	49%	21.3%	9.6%
513901	Practical Nursing	12	50%	25.0%	8.3%

CIP Code	Declared Program in first term	New Students	Fall-to-Fall Retention	3-Yr Grad Rate	3-Yr Transfer Rate
513902	Nursing Aide	16	56%	50.0%	12.5%
520201	Business	109	36%	8.3%	1.8%
520302	Accounting	40	48%	10.0%	10.0%
520901	Hospitality Administration	29	38%	3.4%	13.8%

CIP Code	Declared Program in first term	New Students	Fall-to-Fall Retention	3-Yr Grad Rate	3-Yr Transfer Rate
010601	Horticulture Operations	25	60%	8.0%	16.0%
010903	Animal Laboratory Technology	6	67%		33.3%
030601	Forestry Wildlife & Natural Resources	22	36%	4.5%	22.7%
100304	Multimedia Graphic Design	53	49%	9.4%	3.8%
110101	Computer Information Technologies	93	41%	17.2%	11.8%
110401	Geographic Information Systems	16	69%	81.3%	12.5%
131210	Early Childhood Education	106	33%	4.7%	15.1%
131401	Teaching English as a 2nd Language	5	40%	20.0%	20.0%
131501	K-12 Paraeducator for Special Populatio	2			
150101	Architectural And Construction Technolo	63	51%	6.3%	23.8%
150501	Heating, Air Conditioning, and Refrigerat	16	44%	18.8%	
150503	Manufacturing and Energy Technology	21	67%	33.3%	9.5%
151302	Computer Aided Drafting/Design (CAD)	20	35%	10.0%	10.0%
161603	Interpreter Preparation	17	47%	11.8%	11.8%
220302	Legal Assistant/Paralegal	36	61%	19.4%	8.3%
240101	Associate of Arts	969	51%	10.6%	23.2%
240101	Associate of Arts Business	118	53%	6.8%	17.8%
240101	Associate of Arts Early Childhood Educa	3			
240101	Associate of Arts Economics	1			
240101	Associate of Arts Elementary Education	28	61%	25.0%	32.1%
240101	Associate of Arts History	3			
240101	Associate of Arts Psychology	22	45%	13.6%	18.2%
240102	Associate of General Studies	438	49%	10.0%	16.2%
240199	Associate of Science	527	53%	13.3%	23.5%
240199	Associate of Science Engineering Agree	3			
240199	Associate of Science Mathematics	1			
240199	Associate of Science Psychology	2			
419999	Applied Technology	8	25%	12.5%	
470604	Automotive Technologies	64	52%	35.9%	3.1%
480508	Welding Technology	28	25%	17.9%	
500408	Interior Design	12	75%	25.0%	8.3%
510601	Dental Assisting	28	36%	21.4%	7.1%
510707	Health Information Technologies	13	46%		7.7%
510710	Medical Office Technologies	54	50%	20.4%	1.9%
510805	Pharmacy Technician	37	62%	35.1%	8.1%
510808	Veterinary Technology	35	31%	5.7%	14.3%
510904	Emergency Medical Services	55	55%	50.9%	16.4%
511009	Phlebotomy Technologies	4			
513104	Dietetic Technology	1			
513399	Holistic Health	22	45%	13.6%	4.5%
513801	Nursing	286	52%	16.8%	15.7%
513901	Practical Nursing	11	36%	9.1%	

CIP Code	Declared Program in first term	New Students	Fall-to-Fall Retention	3-Yr Grad Rate	3-Yr Transfer Rate
513902	Nursing Aide	32	88%	53.1%	18.8%
520201	Business	183	40%	5.5%	23.0%
520302	Accounting	60	45%	10.0%	15.0%
520901	Hospitality Administration	37	51%	10.8%	10.8%