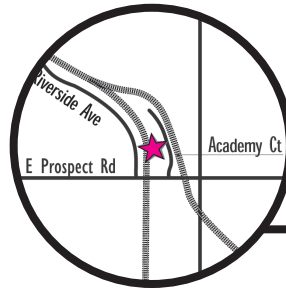
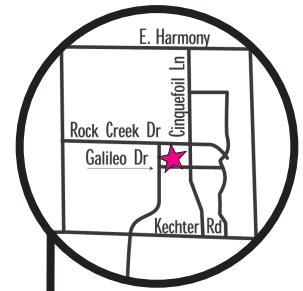


# AREA MAP



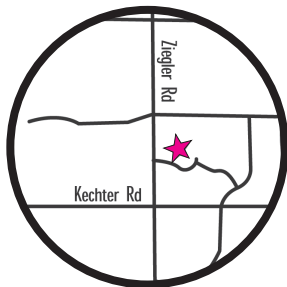
**Prospect Center**  
1501 Academy Ct  
970-226-2500



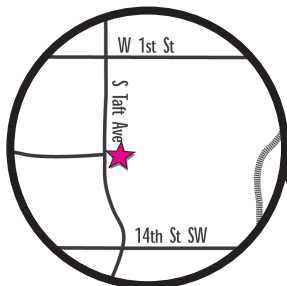
**Observatory Village Stargazer**  
3733 Galileo Drive  
970-226-2500



**Larimer Campus**  
4616 S. Shields  
970-226-2500



**Fossil Ridge High School**  
5400 Ziegler Rd.  
970-226-2500



**Community Learning Center**  
Thompson School Dist Bldg-East Entrance  
800 S. Taft Ave  
Loveland, CO  
970-613-7580

