

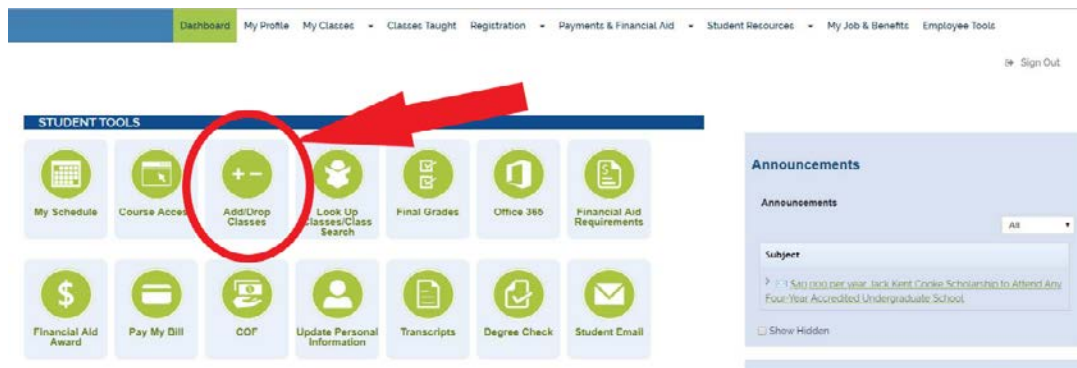
New Vista High School – Spring 2020 Semester

These directions are for preapproved students taking FRCC classes taught at the high school. Students must apply to FRCC and have New Student Holds removed first. If you have a hold on your account please email BCCollegeNow@frontrange.edu with your name and high school name or call 303-678-3764.

For help registering for classes taught at FRCC, please visit our [registration page](#) for help.

Login Directions

1. Go to [Front Range Community College website](#) and at the top of the screen choose eWOLF.
2. Enter your **Username (S number)** which you received after you completed the college application. Your SID begins with a capital S and the number zero (e.g. S01234567). If you don't remember your Username, use the "Lost Username?" option on the screen.
3. Enter your Password. If this is the first time you have logged into eWOLF your password will be your birth date in 6-digit format (mmddy). You will be prompted to reset to a new eWOLF password.
4. On the Dashboard select "Add/Drop Classes"



5. Select the term **Spring 2020** then click the Submit button.



6. If prompted to accept the Student Payment Agreement, please read through agreement and accept.

7. Look on the chart below for the five-digit course registration number (CRN) for your courses, and enter this in the **Add Classes Worksheet** section. Once you have added the CRN(s), click the **Submit Changes** button.

CRN	Course	Course No.	Title
65935	GEO	112	Physical Geography: Climate, Ecosystems with Lab
65811	MGD	112	Adobe Illustrator
65775	CSC	119	Introduction to Programming
64910	HIS	101	Western Civilizations: Antiquity
65812	PSY	102	General Psychology II

FRONT RANGE COMMUNITY COLLEGE eWOLF

Personal Information **Student** Financial Aid Faculty & Advisor Employee Finance

Search Go RETURN TO MENU SITE MAP HELP EXIT

Add or Drop Classes

Student Account Payment Agreement

- If you have not registered for a course in more than 12 months, please check your [Registration Status](#) before you continue.
- If your status is inactive, you will not be able to register until you submit an [Application](#).
- To apply for the College Opportunity Fund (COF) stipend, please [click here](#).
- To authorize the COF stipend, please [click here](#).
- To search for a class, click on the Class Search button.
- You must click the **"SUBMIT CHANGES"** button to record all changes.
- To **add** a class, enter CRN in the Add Class box below and click **"SUBMIT CHANGES"**.
- To **drop** a class:
 - Read important [financial aid information](#).
 - Click on action menu next to the CRN.
 - Select **"DROP WEB"** and click **"SUBMIT CHANGES"**. *If no options appear, it is not available.*
 - Click on [View Detailed Student Schedule](#) link to print a copy and confirm your registration.















Add Classes Worksheet

CRNs

Submit Changes Class Search Reset

8. Once you have added your classes make sure you authorize use of the College Opportunity Fund stipend by going back to the Dashboard in eWOLF and select COF to Authorize COF at FRCC.

STUDENT TOOLS

 My Schedule	 Course Access	 Add/Drop Classes	 Look Up Classes/Class Search	 Final Grades	 Office 365	 Financial Aid Requirements
 Financial Aid Award	 Pay My Bill	 COF	 Update Personal Information	 Transcripts	 Degree Check	 Student Email

Announcements

Announcements

Subject

> \$40,000.00
Four-Year Accret

Show Hidden

Need help? Received a registration error? Please email BCCollegeNow@frontrange.edu (include your name, FRCC ID, and high school name in email) or call 303-678-3764.

If you require accommodations for a documented disability, please contact Disability Support Services at 303-678-3922 or email peggy.copeland@frontrange.edu
