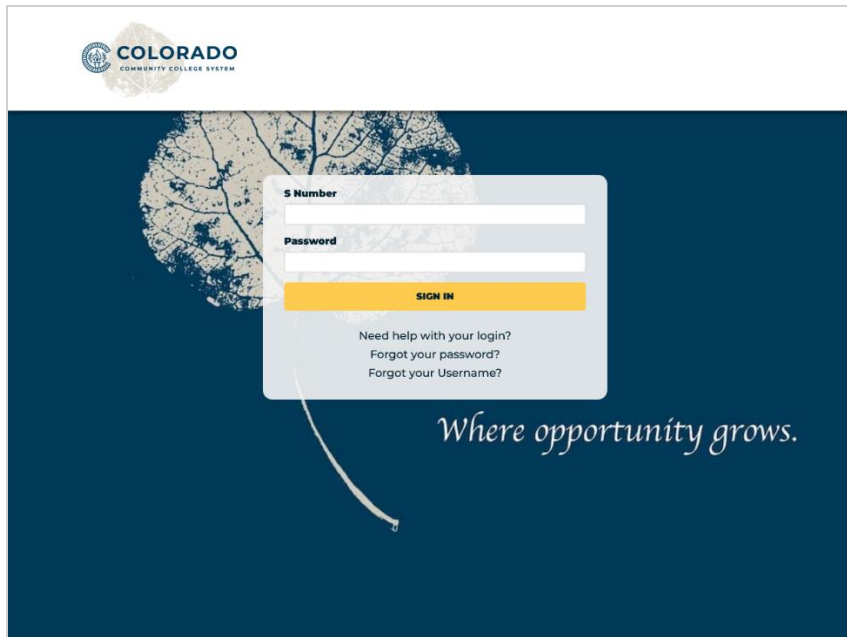


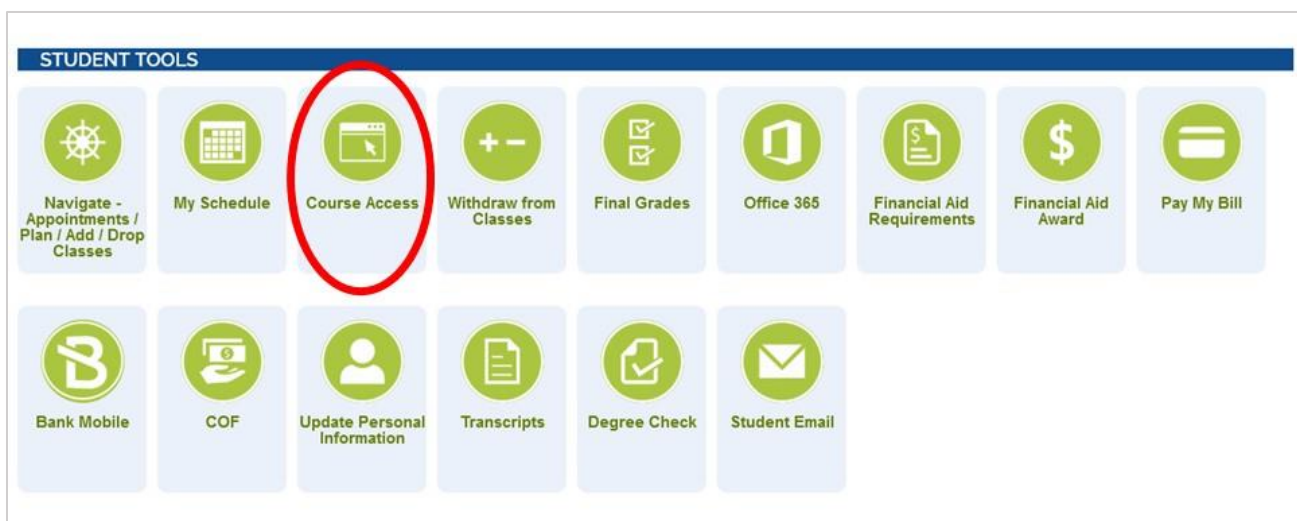
Logging into D2L

Below are steps to log into your D2L from your eWOLF account.

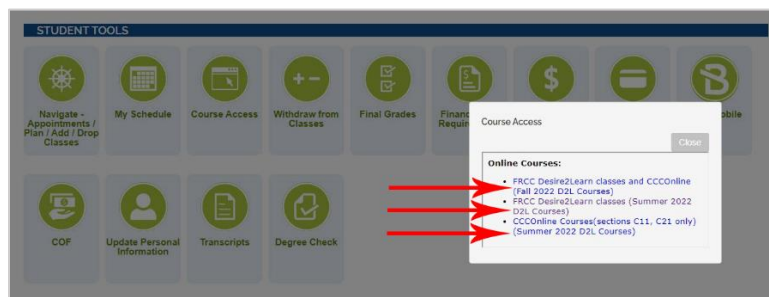
1. Go to www.frontrange.edu and access your eWOLF account in the top right corner of the page.
2. Enter your S number and password. If this is your first time logging in, your default password is your 6-digit date of birth (MMDDYY). For example, if your birthday is October 23, 1989 enter 102389.



3. From the eWOLF dashboard under **STUDENT TOOLS** section, click **Course Access** icon.



4. A pop-up window with three links will show. Pick one of the links to access your courses.
- Top link - This link opens to your D2L My Home page of all **FRCC classes** and **CCCOOnline classes** for **Fall 2022** semester.
 - CCCOnline classes have a section number that starts with a “C” (for example, ENG 1021-C01 or MAT1050-C21).
 - FRCC classes does not have a “C” in the section number.
 - Middle link - This link opens to your D2L My Home page of the **FRCC classes** for **Summer 2022** semester.
 - Bottom link -This link opens to your D2L My Home page of the **CCCOOnline classes** for the following:
 - Sections **C11** and **C21** only
 - **Summer 2022** semester



5. For all FRCC classes, your courses will appear in the **Course Dashboard** widget which is located in the right-hand column of your D2L My Home page.

